

2010 .

[1].

[4; 5].

2010 .

[2].

[7].

», «

[8-11]:

( );

[6].

) [3].

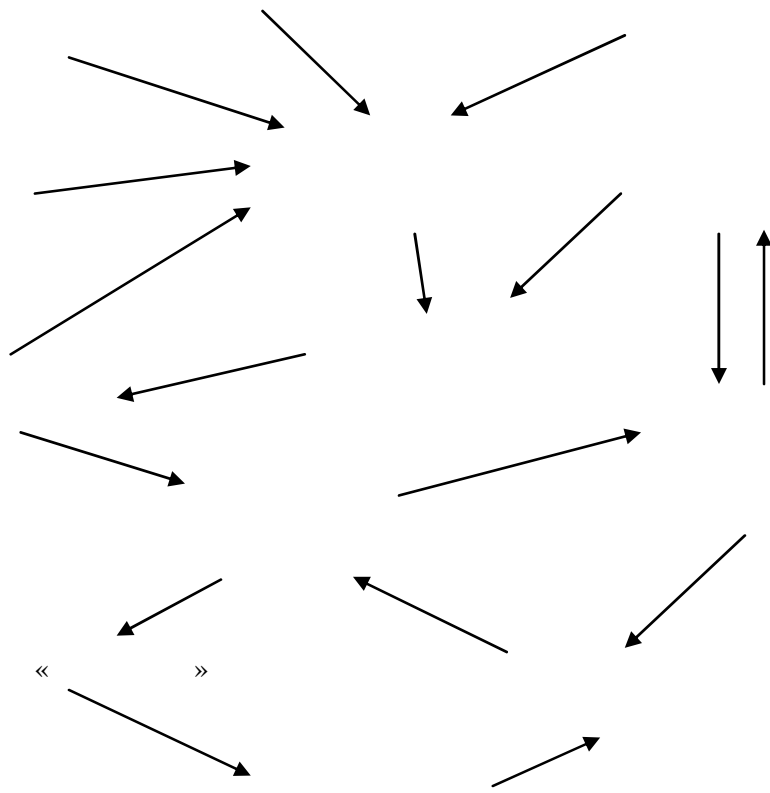
[12-14],

( ), ( ), « », ( ).

[15].

1)

2)



. 1.

(ED)

$ED > 0$ , ; 1) ; 2)  $ED < 0$ , ; 3)  $ED = 0$ ,

1)

2)

3)

4)

$$LS_t^{board} = \Delta_t \cdot k^{board} + LS_{t-1}^{board}, \quad (1)$$

$$\Delta_t = \frac{YD_t - YS_t}{p_t}, \quad (2)$$

$YD_t$  -

$YS_t$  -

$p_t$  -

$$Cost^{total} = (p^{board} + cost^{udel}) LS^{board}, \quad (3)$$

$$p_1 = p^{board} k^c, \quad (4)$$

$$Profit_t^{tred} = YS_t^{tred} - Cost_t^{total}, \quad (5)$$

$$YS_t^{tred} = LS_t^{board} p_t. \quad (6)$$

$$YS_t = YS_t^{tred} + YS_t^{dob}, \quad (6)$$

$$p_t = \begin{cases} 0, & p_{t-1} - \frac{ED}{p_{t-1}} \alpha < 0 \\ p_{t-1} - \frac{ED}{p_{t-1}} \alpha, & p_{t-1} - \frac{ED}{p_{t-1}} \alpha > 0 \end{cases} \quad (7)$$

$$Dob_t = \Delta_t k^{dob} + Dob_{t-1}, \quad (8)$$

$$k^{dob} -$$

$$\begin{aligned} & \vdots \\ Cost_t^{dob} &= cost_t^{udel} Dob_t, \quad (9) \\ cost_t^{udel} & - \end{aligned}$$

$$\begin{aligned} (Total\_gas); \\ cost_t^{udel} &= f^1(Total\_gas). \quad (10) \end{aligned}$$

$$\begin{aligned} & \vdots \\ Profit_t^{dob} &= YS_t^{dob} - Cost_t^{dob}. \quad (11) \end{aligned}$$

$$\begin{aligned} & \vdots \\ YD_t &= k_t^1 \beta p_t + YD_{t-1}, \quad (12) \\ k_t^1 & - \end{aligned}$$

$$\begin{aligned} & \vdots \\ k_t^1 &= \begin{cases} \frac{b^1}{YD_t} - p_t, & \frac{b^1}{YD_t} > p_t \\ 0, & \frac{b^1}{YD_t} \leq p_t \end{cases}, \quad (13) \\ \beta, b^1 & - \end{aligned}$$

$$\begin{aligned} & ( \\ YS_t^{us} &= Y_t p_t^{us} = \frac{YD_t}{p_t} p_t^{us}, \quad (14) \\ p_t^{us} & - \end{aligned}$$

$$\begin{aligned} & \vdots \\ p_1^{us} &= k^{us} p_1, \quad (15) \\ k^{us} & - \end{aligned}$$

$$\begin{aligned} & \ll \quad \gg \quad (U): \\ YD_t^{us} &= f^U(U_t). \quad (16) \\ & \ll \quad \gg \end{aligned}$$

$$\begin{aligned} (VVP): \\ U_t &= \frac{VVP_t}{VVP_{t-1}}, \quad (17) \end{aligned}$$

$$\begin{aligned} & \vdots \\ p_t^{us} &= \begin{cases} 0, & p_{t-1}^{us} - \frac{ED^1}{p_{t-1}^{us}} \alpha^1 < 0 \\ p_{t-1}^{us} - \frac{ED^1}{p_{t-1}^{us}} \alpha^1, & p_{t-1}^{us} - \frac{ED^1}{p_{t-1}^{us}} \alpha^1 > 0, \end{cases} \quad (18) \\ ED^1 & - \\ \alpha^1 & - \end{aligned}$$

$$\begin{aligned} Cost_t^{us} &= (p_t + cost_{us}^{udel}) LS_t. \quad (19) \\ LS & - \\ cost_{us}^{udel} & - \end{aligned}$$

$$\begin{aligned} & \vdots \\ Profit_t^{us} &= Y_t - Cost_t^{us}, \quad (20) \end{aligned}$$

(the translog cost function).

$$\ln(E_i) = b^0 + \ln(Y_i) + b^{coal} \ln(p_i^{coal}) + b^{gas} \ln(p_i^{gas}) + b^{el} \ln(p_i^{el}) + \frac{1}{2} b^{coal\ coal} \ln(p_i^{coal})^2 + \frac{1}{2} b^{gas\ gas} \ln(p_i^{gas})^2 + \frac{1}{2} b^{el\ el} \ln(p_i^{el})^2 + b^{coal\ gas} \ln(p_i^{coal}) \ln(p_i^{gas}) + b^{coal\ el} \ln(p_i^{coal}) \ln(p_i^{el}) + b^{gas\ el} \ln(p_i^{gas}) \ln(p_i^{el}), \quad (21)$$

$Y_i$  –  $i$ ; 2008 .,  
 $E_i$  –  $i$ ;  
 $p_{i\epsilon}^{coal}$  –  $i$ ; 2009 .,  
 $p_{i\epsilon}^{gas}$  –  $i$ ;  
 $p_{i\epsilon}^{el}$  –  $i$ ;  
 $b_{\epsilon}$  – .

PowerSim.

1

	.	258,49
	.	156,5
	.	120,29
1 . <sup>3</sup>	.	1761,76
1 . <sup>3</sup>	.	2020
1 . <sup>3</sup>	.	2660
	. <sup>3</sup>	33000
	. <sup>3</sup>	14600
	. <sup>3</sup>	57600
	-	1,15

.2.

2

			1	1 . <sup>3</sup>	1 /
	,	,	,	,	,

2005	441,5	468,5	220,34	555,306	24,46
2006	544,2	551,7	235,11	1115,344	25,62
2007	720,7	717	280,63	1871,029	31,67
2008	948,1	917	412,38	2660	44,48
2009	913,3	806,5	392,98	4440,156	52,31
2010	1094,6	1065,1	547,9	4770,563	55,4

(

MS Excel):

$$\ln(E_{i\epsilon}) = 0,3376 + \ln(Y_{i\epsilon}) + 0,94 \ln(p_{i\epsilon}^{coal}) - 0,59 \ln(p_{i\epsilon}^{gas}) + 0,65 \ln(p_{i\epsilon}^{el}) + \frac{1}{2} 0,999 \ln(p_{i\epsilon}^{coal})^2 +$$

$$+ \frac{1}{2} 0,35 \ln(p_{i\epsilon}^{gas})^2 - \frac{1}{2} 0,65 \ln(p_{i\epsilon}^{el})^2 - 0,999 \ln(p_{i\epsilon}^{coal}) \ln(p_{i\epsilon}^{gas}) +$$

$$+ 0,0009 \ln(p_{i\epsilon}^{coal}) \ln(p_{i\epsilon}^{el}) + 0,65 \ln(p_{i\epsilon}^{el}) \ln(p_{i\epsilon}^{gas}).$$

-

( . 3).

3

	1	0,16	1,00
	0,16	1	0,85
	1,00	0,85	1

,

( . 4).

4

	( 1),	( 2),
	/ . 3	/ . 3
1	2020,25	2660,58
500	2189,501	2671,999
1000	2212,564	2696,824
1500	2215,823	2700,355
2000	2216,274	2700,858
2500	2216,302	2700,93
3000	2216,209	2700,941

,

,

,

,

,

(

)

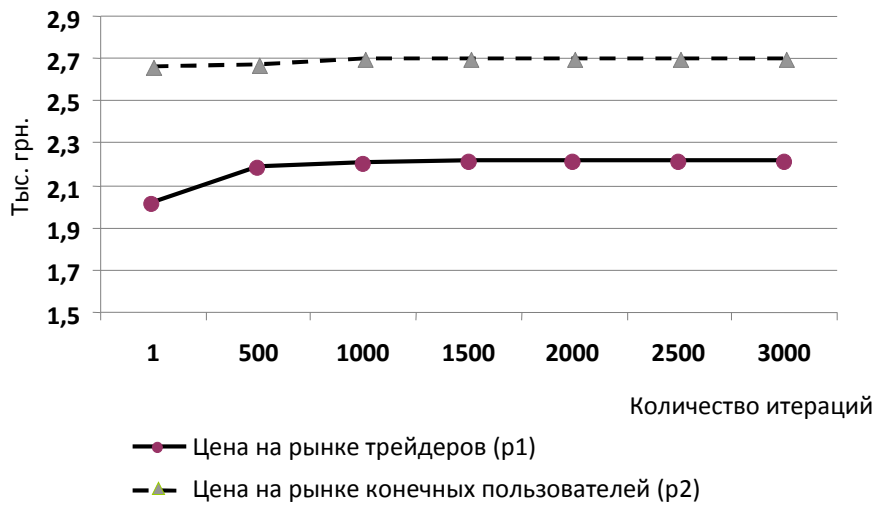
$$MAPE = \frac{1}{n} \times \sum_{t=1}^n \frac{|Y_t - \hat{Y}_t|}{Y_t},$$

$Y_i -$

$\hat{Y}_i -$

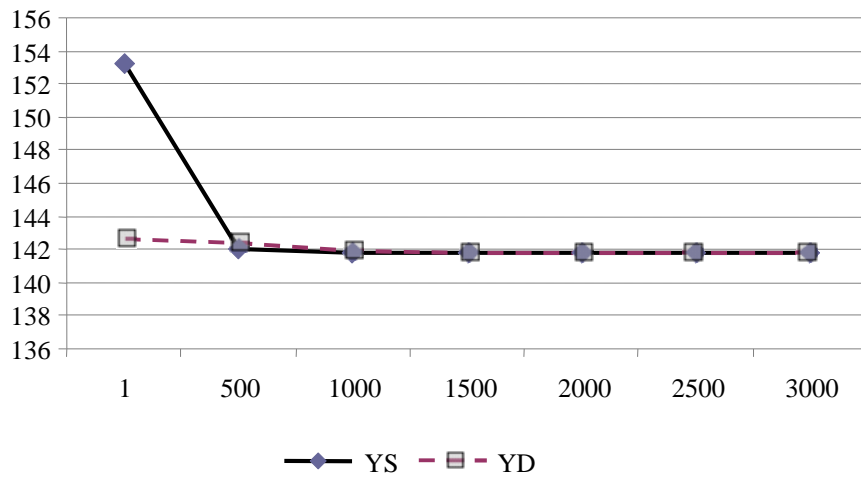
$MAPE=1,5\%$

$MAPE=9,7\%$



. 2.



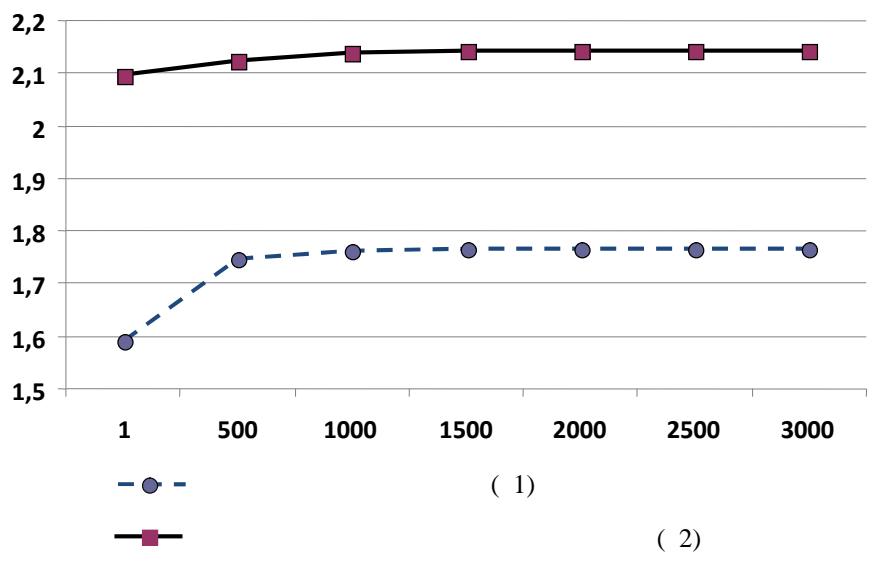


. 3.

5

( 3,6%)

	( 1), / . <sup>3</sup>	( 2), / . <sup>3</sup>
1	1591,696	2096,193
500	1746,525	2123,705
1000	1763,109	2139,963
1500	1764,969	2141,796
2000	1765,166	2142,003
2500	1765,152	2142,027
3000	1765,052	2142,031



. 4.

( 3,6%)

3,6%

20%

5,6%  
1%

4%

20%  
(

1%

1%

5 %

(

).

1.

(  
)

1%

0,16, . . .  
1%  
16%

2.

85%.

;

;

85%.

3.

4%

20%  
(

).

(  
1%

5%).

4.

1.

«

» 15.12.2010 . 2787-VI  
// . – 2011.

– 24. – . 170.

2.

(  
).

2467 – V 08. 07. 2010 . //  
– 2010. – 136.

3. Hotelling H. The economies of  
Exhaustible Resources// Journal of Political  
Economy. – 1931. – Vol. 39. 2. – P. 137-175.

0,16, . . .

1%

16%

4. Blattenberger G.R. Natural Gas  
Availability and the Residential Demand for  
Energy / G.R. Blattenberger, L.D. Taylor, R.K.  
Rennhack // The Energy Journal. – 1983. – V. 4.  
– P. 23-45.

( 1%)

5. ... / ...  
 ... // ...  
 ... : V  
 ... - : , 2004  
 [ ... ]. - :  
<http://www.hse.ru/ic5/36.pdf>.  
 6. ...  
 ... :  
 ... / ... ,  
 ... // ...  
 ... : . 15. - C :  
 , 2006. - 217 .  
 7. ...  
 ... / ... :  
 ... - .  
 2, - , 2007, . 33-47.  
 8. ...  
 - / ... ,  
 ... , ... -  
 // ... - 2007. -  
 6. - . 160-198.  
 9. ...  
 ( ...  
 -  
 ) / ... , ...  
 // ... - 2004. - 2.  
 - . 36-46.

10. ... ( ...  
 ) / ... , 1971. - 340 .  
 [ ... ]. - :  
[www.lichkina.guu.ru](http://www.lichkina.guu.ru).  
 11. ... - -  
 /  
 ... // ... -  
 2006. - 2. - . 153-188.  
 12. Pindyck R.S. Uncertainty and exhaustible resource markets // Journal of Political Economy, 1980. - December. - 88 (6). - P. 1203-1225.  
 13. Lasserre P. Exhaustible resource extraction with capital // Progress in Natural Resource Economics: Essays in Resource Analysis by Members of the Programme in Natural Resource Economics (PRNE) at the University of British Columbia / A. Scott (ed.). - Oxford: Clarendon, 1985. - P. 176-194.  
 14. Livernois J.R. and Uhler R.S. Extraction costs and the economics of nonrenewable resources // Journal of Political Economy. 1987. February. 95 (1). . 195-203.; Uhler R.S. The rate of petroleum exploration and extraction // Advances in the Economics of Energy and Resources / Pindyck(ed.), 1979. Vol. 2. Greenwich. CT: JAI Press., 1979.  
 15. Arrow K. J., Hurwicz L. Reduction of Constrained Maxima to Saddle-point Problems // Source: Proceedings Third Berkeley Symposium on Mathematical Statistics and Probability. Vol. 5, University of California Press, 1956. - P. 1-20.