

Liquid-gas phase transition at and below the critical point

I.R. Yukhnovskii, V.O. Kolomiets, I.M. Idzyk

Institute for Condensed Matter Physics of the National Academy of Sciences of Ukraine,
1 Svientsitskii St., 79011 Lviv, Ukraine

Received February 28, 2013, in final form March 30, 2013

This article is a continuation of our previous works (see Yukhnovskii I.R. et al., J. Stat. Phys, 1995, **80**, 405 and references therein), where we have described the behavior of a simple system of interacting particles in the region of temperatures at and about the critical point, $T \geq T_c$. Now we present a description of the behavior of the system at the critical point (T_c, η_c) and in the region below the critical point. The calculation is carried out from the first principles. The expression for the grand canonical partition function is brought to the functional integrals defined on the set of collective variables. The Ising-like form is singled out. Below T_c , when a gas-liquid system undergoes a phase transition of the first order, i.e., boiling, a “jump” occurs from the “extreme” high probability gas state to the “extreme” high probability liquid state, releasing or absorbing the latent heat of the transition. The phase equilibria conditions are also derived.

Key words: liquid-gas phase transition, critical point, collective variables

PACS: 64.70.F-, 64.60.F-, 05.70.Jk

1. Introduction

In this work we complete the first stage of the study of a system at the gas-liquid critical point by means of the collective variables method.

The research in this direction started in the early 1980s with work [1]. By that time, the collective variables method had already been developed in the approach proposed by D. M. Zubarev [2, 3], as well as in the Hubbard transformation approach [4, 5]. The application of this method has been successful with respect to a number of physical problems in the theory of condensed particle systems interacting via long-range as well as short-range potentials. An effective approximate solution to the three-dimensional Ising model was achieved and applied to describe phase transitions of the second order in a variety of systems [6–10]. A whole bunch of brilliant papers and monographs on the phase transition theory has emerged [11–14].

The transformation from the real space of Cartesian coordinates to the set of collective variables defined in the space of wave vectors \mathbf{k} provided an obvious advantage in the description of systems of the interacting particles that attract one another at large separations. Exactly this attraction, which is usually given by a long-range “tail” of a Van der Waals attraction type, is the source of liquid-gas phase transitions. In the k -space, such attraction is described by the behaviour of the Fourier transform of the interaction potential at small k 's, and, more importantly, in the close vicinity of $k = 0$. This is one gain of the passing from the Cartesian space to the wave vector \mathbf{k} space. Another gain comes from the set of collective variables. This set contains one variable (in the gas-liquid system case, it is $\rho_{\mathbf{k}}$ for $k = 0$) which is directly linked to the order parameter that characterizes the phase transition.

Therefore, the system of collective variables (CV) $\rho_{\mathbf{k}}$ [2, 3] or their conjugates $\omega_{\mathbf{k}}$ [4, 5] can be thought of as the most suitable one for the description of the gas-liquid phase transition.

The results of the CV method application to a variety of Ising-like systems, obtained with the precision up to quartic and even sextic measure density, are presented with a large bibliography in monograph [15].

Initial expressions for the partition function, given here in equations (2.17) and (2.18), and for the quartic measure density in equation (3.2), were obtained in [16–24]. Similar expressions were obtained in the works of Hubbard, Hubbard and Scofield [25], and in the work of Vouse and Sac [26]. In the latter, the contribution from the transformation Jacobian was counted as addition of some entropic term. In [17, 18], the values of the cumulants $\mathfrak{M}_n(\mathbf{k}_1 \dots \mathbf{k}_n)$ in the vicinity of $\mathbf{k}_i = 0$ were found. It was shown that for all $\mathfrak{M}_n(\mathbf{k}_1 \dots \mathbf{k}_n)$ at small k near the points $k_i = 0$, $i = 1, \dots, n$, there exist plateaus wide enough for the values of the Fourier transform of the attractive potential for the regions $k < B$ where $\tilde{\Phi}(k) < 0$ and $\tilde{\Phi}(B) = 0$ to lie entirely within the span of those plateaus of $\mathfrak{M}_n(\mathbf{k}_1 \dots \mathbf{k}_n)$. Moreover, it turns out that the values $\mathfrak{M}_n(0 \dots 0)$ can be expressed through the compressibility of the reference system and its derivatives.

The nature itself granted us a possibility to bring the problem of the liquid-gas phase transition to a solvable form.

In the works [19–21], expressions for the equation of state for $T \geq T_c$ were obtained. A formula for the critical temperature of a liquid-gas system was found. The calculations were carried out in the critical region of temperatures close to T_c . The region $T \leq T_c$ has not received a proper treatment in [20–23]. With this work we renew the endeavor to reveal the processes that take place at $T \leq T_c$ in the critical region. The critical region means a region where a renormalization-group symmetry characterizes the relations between the coefficients of the block Hamiltonians.

Before the present work started, a number of authors had produced a huge amount of immensely interesting works [27–33].

In the section 2, the starting form of the partition function in the grand canonical distribution is given in terms of collective variables $\rho_{\mathbf{k}}$. The long-range attraction of a Van der Waals type is described by the set $\rho_{\mathbf{k}}$, whereas the short-range repulsion of an hard-spheres type is described as a reference system in the phase-space of the Cartesian coordinates of the particles. We start with a quartic measure density, instead of a Gaussian one. The curves for the cumulants of the transformation Jacobian are presented in [22]. Their form allows us to reduce the problem to the Ising model in an external field. The role of the latter is played by the generalized chemical potential μ^* . A lot of brilliant works by M.Kozlovskii were devoted to the research of the Ising model in an external field (see review [34]).

The displacement transformation, applied to the macroscopic variables ρ_0 and ω_0 in order to achieve a proper Ising-like form, has a profound meaning.

We suppose here that the main events, connected with the phase transition in the vicinity of the critical point, occur in the region $k_i \leq B$, such that $\tilde{\Phi}(k) < 0$ and $\tilde{\Phi}(B) = 0$.

Integration in the partition function at $T \leq T_c$ is performed in three regimes. In the renormalization group regime for the wave vectors $B_{m_r} \leq k \leq B$, the Wilson linear approximation [35–38] in the expansion of the recursive equations around the fixed point and the Kadanoff's hypothesis of scale invariance [39] are used. Further, for $0 < k \leq B_{m_r}$, the integration is carried out in the inverse Gaussian regime (IGR), just like it is done in the Ising model at $T \leq T_c$ [9]. Let us note that without integration in the IGR, one would not be able to obtain the correct behaviour of the system entropy [9, 10], even in the limit $T \rightarrow T_c$, $T = T_c$.

And finally, we come to the integration over the variable ρ_0 . The corresponding “Hamiltonian” would be somewhat an analogue of the Landau problem [40]. However, herein everything is done in a coherent manner and the “Hamiltonian's” coefficients are obtained as well as their non-analytic dependence on the temperature.

The most significant part of the work concerns the part of the partition function, connected with the generalized chemical potential μ^* and the integral over ρ_0 . The integration over ρ_0 is done by the steepest-descent method. In a way, we are “traveling” along the ridge of the integrand's maxima.

The study of the maxima reveals the behaviour of the generalized chemical potential μ^* . There was shown the existence of a region $\mu^* = 0$ within which the system experiences a “jump” of the density. It is here that the parameter Δ appears when going from the dependence of $P = p(\mu, \tau, \eta)$ to the dependence of $P = p(\tau, \eta)$. The quantity Δ is a function of the cumulants that characterize the reference system. Hereafter, the variable ρ_0 is replaced with Δ . This way, the reference system characterized by the potential $\psi(r_{ij})$ of hard spheres system [see (2.5)] “intrudes” into the function $E(\rho_0)$ obtained from the integration corresponding to the long-range attractive potential $\phi(r_{ij})$.

2. The grand partition function in collective variables representation

2.1. Model

We consider an equilibrium system of interacting equivalent particles. All its thermodynamical properties are described by the grand partition function Ξ :

$$\Xi = \sum_{N=0}^{\infty} \frac{1}{N!} z^N Z_N, \quad (2.1)$$

where N is the number of particles, z is the system activity,

$$z^N = \left[\sqrt{\frac{mk_B T}{2\pi}} \frac{1}{\hbar^3} \right]^N \exp(\beta\mu N), \quad (2.2)$$

m is the mass of a particle, k_B is the Boltzmann constant, T is the temperature, \hbar is the Planck constant, $\beta = (k_B T)^{-1}$, μ is chemical potential of the system, Z_N is the configurational integral of N particles:

$$Z_N = \int \exp(-\beta\Psi_N) d\Gamma_N, \quad (2.3)$$

$d\Gamma_N$ is the volume element in a phase space of coordinates of particles, Ψ_N is the potential interaction energy. It is equal to a sum of interactions of two kinds:

$$\Psi_N = \frac{1}{2} \sum_{\substack{i \leq j, j \leq N \\ i \neq j}} \psi(r_{ij}) + \Phi(r_{ij}), \quad (2.4)$$

where

$$\psi(r_{ij}) = \begin{cases} \infty, & r_{ij} \leq \sigma, \\ 0, & r_{ij} > \sigma \end{cases} \quad (2.5)$$

is the potential interaction energy of two equivalent hard spheres with a diameter σ .

In the present paper we adopt for $\Phi(r_{ij})$ the ‘‘attractive’’ branch of the Lennard-Jones potential

$$\Psi_{LJ}(r) = 4\varepsilon \left[\left(\frac{\sigma_0}{r} \right)^{12} - \left(\frac{\sigma_0}{r} \right)^6 \right], \quad (2.6)$$

assuming

$$\Phi(r) = \begin{cases} \Psi_{LJ}(r), & r \geq \sigma_0, \\ 0, & r < \sigma_0. \end{cases} \quad (2.7)$$

Values of the parameters ε , σ_0 in (2.6) for Ar, Xe, Kr, O₂, CO borrowed from [41, 42] are adduced in table 4.

Other functions might be used as $\Phi(r)$ as well. The necessary feature for each of them is the availability of the Fourier-image

$$\tilde{\Phi}(\mathbf{k}) = \int_V \Phi(r) e^{-i\mathbf{k}\mathbf{r}} d\mathbf{r}, \quad (2.8)$$

and condition

$$\min \tilde{\Phi}(k) = \tilde{\Phi}(0) < 0. \quad (2.9)$$

Plots of $\Psi_{LJ}(r)$, $\Phi(r)$, $\tilde{\Phi}(\mathbf{k}) \equiv \tilde{\Phi}(k)$ for argon are shown in figure 1.

The phenomena occurring on long scales are of long-wave character. They are described in k -space by a region of low values of wave vectors k . Thus, we split the space $\{\bar{k}\}$ into two subspaces. Let B correspond to the value $\tilde{\Phi}(B) = 0$, and $\tilde{\Phi}(k) < 0$ for all $k < B$.

We consider that the main phenomena related to a phase transition occur in the region $k < B$.

We pass on to an extended phase space which consists of space of Cartesian coordinates of particles $\{r\}$ and of space of density oscillations, collective variables $\{\rho_k\}$. Overfilling of the phase space is eliminated by introducing the ‘‘identity condition’’ in the form of a Jacobian.

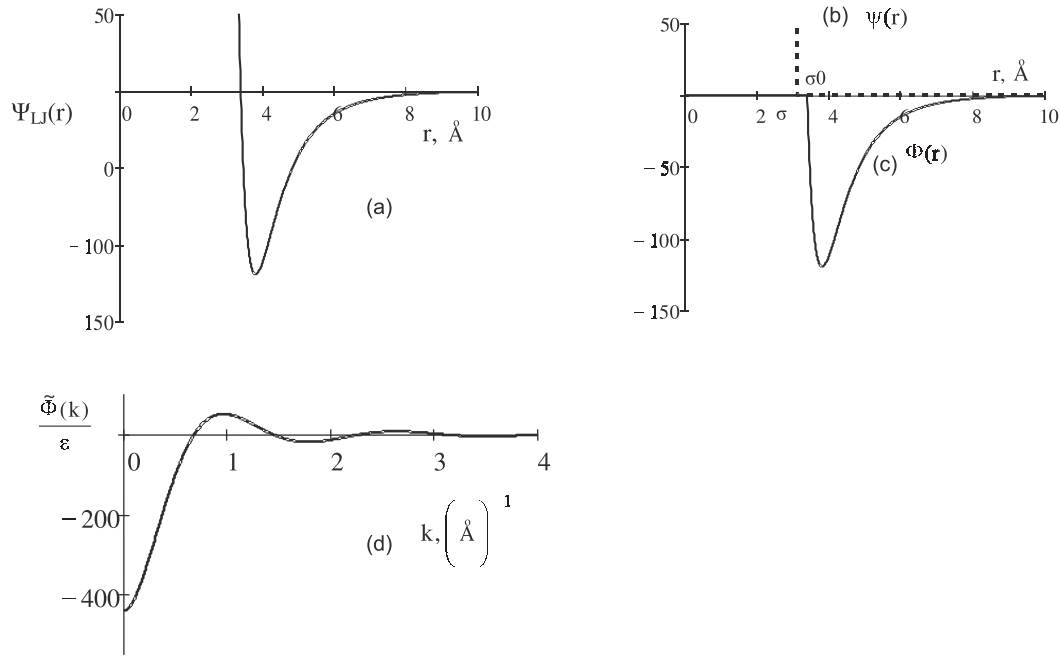


Figure 1. (a) The full Ψ_{LJ} potential; (b) the hard spheres potential (for the values of σ and σ_0 see table 4); (c) the “attractive” long-range potential $\Phi(r)$; (d) the Fourier-image $\tilde{\Phi}(k)/\epsilon$ for the potential $\Phi(r)$.

2.2. Reference expressions for the partition function

a) *Collective variables.* We introduce the notation:

$$\sum_{\substack{i \leq j, j \leq N \\ i \neq j}} \Phi(r_{ij}) = \frac{\langle N \rangle}{V} \sum_{\mathbf{k}} \tilde{\Phi}(k) [\hat{\rho}_N(\mathbf{k}) \hat{\rho}_N(-\mathbf{k})] - \frac{\langle N \rangle}{V} \sum_{\mathbf{k}} \tilde{\Phi}(k), \quad (2.10)$$

where $\langle N \rangle$ is the mean number of particles, and we also consider that

$$\frac{1}{V} \sum_{\mathbf{k}} \tilde{\Phi}(k) e^{i\mathbf{k}\mathbf{r}} \Big|_{r \rightarrow 0} = \Phi(0) = 0,$$

$$\hat{\rho}_N(\mathbf{k}) = \frac{1}{\sqrt{\langle N \rangle}} \sum_{i=1}^N \exp(-i\mathbf{k}\mathbf{r}_i).$$

We define the collective variables system $\rho_{\mathbf{k}}^c, \rho_{\mathbf{k}}^s, \rho_{\mathbf{k}} = \rho_{\mathbf{k}}^c - i\rho_{\mathbf{k}}^s; \rho_0$ by the following relations

$$\hat{\rho}_N^c(\mathbf{k}) = \frac{1}{\sqrt{\langle N \rangle}} \sum_{i=1}^N \cos(\mathbf{k}\mathbf{r}_i) = \int \rho_{\mathbf{k}}^c J_N(\rho - \hat{\rho}_N)(d\rho),$$

$$\hat{\rho}_N^s(\mathbf{k}) = \frac{1}{\sqrt{\langle N \rangle}} \sum_{i=1}^N \sin(\mathbf{k}\mathbf{r}_i) = \int \rho_{\mathbf{k}}^s J_N(\rho - \hat{\rho}_N)(d\rho),$$

$$\hat{\rho}_N(0) = \frac{N}{\sqrt{\langle N \rangle}} = \int \rho_0 J_N(\rho - \hat{\rho}_N)(d\rho). \quad (2.11)$$

Here,

$$J_N(\rho - \hat{\rho}_N) = \delta[\rho_0 - \hat{\rho}_N(0)] \sum_{\mathbf{k}}' \delta[\rho_{\mathbf{k}}^c - \hat{\rho}_N^c(\mathbf{k})] \delta[\rho_{\mathbf{k}}^s - \hat{\rho}_N^s(\mathbf{k})],$$

$$(d\rho) = d\rho_0 \prod_{\mathbf{k}}' d\rho_{\mathbf{k}}^c d\rho_{\mathbf{k}}^s.$$

Prime means restriction of \mathbf{k} only to the values from the upper subspace.

- b) Our *reference system* is a system of hard spheres with diameter σ , and interaction potential, defined by equation (2.5), with chemical potential μ_0 and partition function Ξ_0 ,

$$\Xi_0 = \sum_{N=0}^{\infty} \frac{1}{N!} z_0^N \exp(\beta\mu_0 N) \int \exp[-\beta\psi_N(r)] d\Gamma_N, \quad (2.12)$$

where $\psi_N(r) = \frac{1}{2} \sum_{ij} \psi(r_{ij})$, $z_0^N = (\sqrt{2m\pi k_B T / 2\pi\hbar})^{3N}$, $d\Gamma_N = d\mathbf{r}_1 d\mathbf{r}_2 \dots d\mathbf{r}_N$, μ_0 is the reference system chemical potential.

- c) *Expression for the partition function in an extended phase space.*

According to the definitions (2.1), (2.11) and (2.12):

$$\Xi = \Xi_0 \sum_{N=0}^{\infty} \frac{z_0^N}{N!} \exp(\beta\mu_0 N) \iint \frac{\exp(-\beta\psi_N)}{\Xi_0} J_N(\rho - \hat{\rho}_N) \exp \left[h \sqrt{N} \rho_0 - \frac{1}{2} \sum_{\mathbf{k}} \alpha(k) \rho_{\mathbf{k}} \rho_{-\mathbf{k}} \right] (d\rho) d\Gamma_N, \quad (2.13)$$

where

$$h = \beta(\mu - \mu_0); \quad \alpha(k) = \frac{\langle N \rangle}{V} \beta \tilde{\Phi}(k); \quad \Phi(r) = \frac{1}{V} \sum_{\mathbf{k}} \tilde{\Phi}(k) e^{-i\mathbf{k}\mathbf{r}}.$$

We introduce the Jacobian function

$$J(\rho) = \sum_{N=0}^{\infty} \frac{z_0^N}{N!} \exp(\beta\mu_0 N) \int \frac{1}{\Xi_0} \exp(-\beta\psi_N) J_N(\rho - \hat{\rho}_N) d\Gamma_N. \quad (2.14)$$

After its substitution into (2.13) we obtain:

$$\Xi = \Xi_0 \int \exp \left\{ \sqrt{\langle N \rangle} h \rho_0 - \frac{1}{2} \sum_{\mathbf{k}} \alpha(k) \rho_{\mathbf{k}} \rho_{-\mathbf{k}} \right\} J(\rho) (d\rho). \quad (2.15)$$

2.3. Jacobian

Instead of Dirac delta-functions of expression $J_N(\rho - \hat{\rho}_N)$ given by (2.11) we use their integral representation of the type

$$\delta[\rho_{\mathbf{k}}^c - \hat{\rho}_N^c(\mathbf{k})] = \int_{-\infty}^{\infty} \exp\{i2\pi[\rho_{\mathbf{k}}^c - \hat{\rho}_N^c(\mathbf{k})]\omega_{\mathbf{k}}^c\} d\omega_{\mathbf{k}}^c.$$

Then,

$$J(\rho) = \int \exp\left(i2\pi \sum_{\mathbf{k}} \omega_{\mathbf{k}} \rho_{\mathbf{k}}\right) \tilde{J}(\omega) (d\omega), \quad (2.16)$$

where $\rho_{\mathbf{k}} = \rho_{\mathbf{k}}^c - i\rho_{\mathbf{k}}^s$, $\omega_{\mathbf{k}} = \frac{1}{2}(\omega_{\mathbf{k}}^c + i\omega_{\mathbf{k}}^s)$, $(d\omega) = d\omega_0 \prod' d\omega_{\mathbf{k}}^c d\omega_{\mathbf{k}}^s$, $\tilde{J}(\omega)$ is “the Fourier transform” of $J(\rho)$,

$$\tilde{J}(\omega) = \sum_{N=0}^{\infty} \frac{z_0^N}{N!} \exp(\beta\mu_0 N) \Xi_0^{-1} \int \exp(-\beta\psi_N) \exp[-i2\pi \sum_{\mathbf{k}} \omega_{\mathbf{k}} \hat{\rho}_N(\mathbf{k})] d\Gamma_N.$$

After integration and summation we get $\tilde{J}(\omega)$ in an exponential form:

$$\begin{aligned} \tilde{J}(\omega) = & \exp \left\{ -i2\pi \mathfrak{M}_1 \frac{1}{\sqrt{\langle N \rangle}} \omega_0 - \frac{(2\pi)^2}{2} \frac{1}{\langle N \rangle} \sum_{\mathbf{k}} \mathfrak{M}_2(k) \omega_{\mathbf{k}} \omega_{-\mathbf{k}} \right\} \\ & \times \exp \left\{ \sum_{m \geq 3} \frac{(-i2\pi)^m}{m!} \frac{1}{\sqrt{\langle N \rangle^m}} \sum_{\mathbf{k}_1, \dots, \mathbf{k}_m} \mathfrak{M}_m(\mathbf{k}_1, \dots, \mathbf{k}_m) \omega_{\mathbf{k}_1} \dots \omega_{\mathbf{k}_m} \right\}. \end{aligned} \quad (2.17)$$

Here, $\mathfrak{M}_1, \mathfrak{M}_2, \dots, \mathfrak{M}_m$ are cumulants of the reference system.

We substitute the expression for $J(\omega)$ into (2.16). Then, we substitute the obtained result into (2.15) and get

$$\Xi = \Xi_0 \int \exp \left[\sqrt{\langle N \rangle} h \rho_0 - \frac{1}{2} \sum_{\mathbf{k}} \alpha(k) \rho_{\mathbf{k}} \rho_{-\mathbf{k}} \right] \exp \left(i 2\pi \sum_{\mathbf{k}} \omega_{\mathbf{k}} \rho_{\mathbf{k}} \right) \tilde{J}(\omega) (d\rho) (d\omega). \quad (2.18)$$

All expressions entering (2.18), h , $\alpha(k)$ and cumulants \mathfrak{M}_n are the functions of density, temperature. This is the starting formula for the study of the grand partition function.

3. Integration of the grand partition function: the phase transition investigation at and below T_c

3.1. Separation of an integration region in k space

Let us compare the form of the curves of $\tilde{\Phi}(k)$ with that of $\mathfrak{M}_2(k)$. As it follows from figure 1 and as it was agreed upon, $\tilde{\Phi}(k)$ at $k = 0$ is a negative and finite quantity, $\tilde{\Phi}(k)$ is going to zero with an increasing k and at $k \rightarrow \infty$. Curve of $\mathfrak{M}_2(k)$ is given in figure 2.

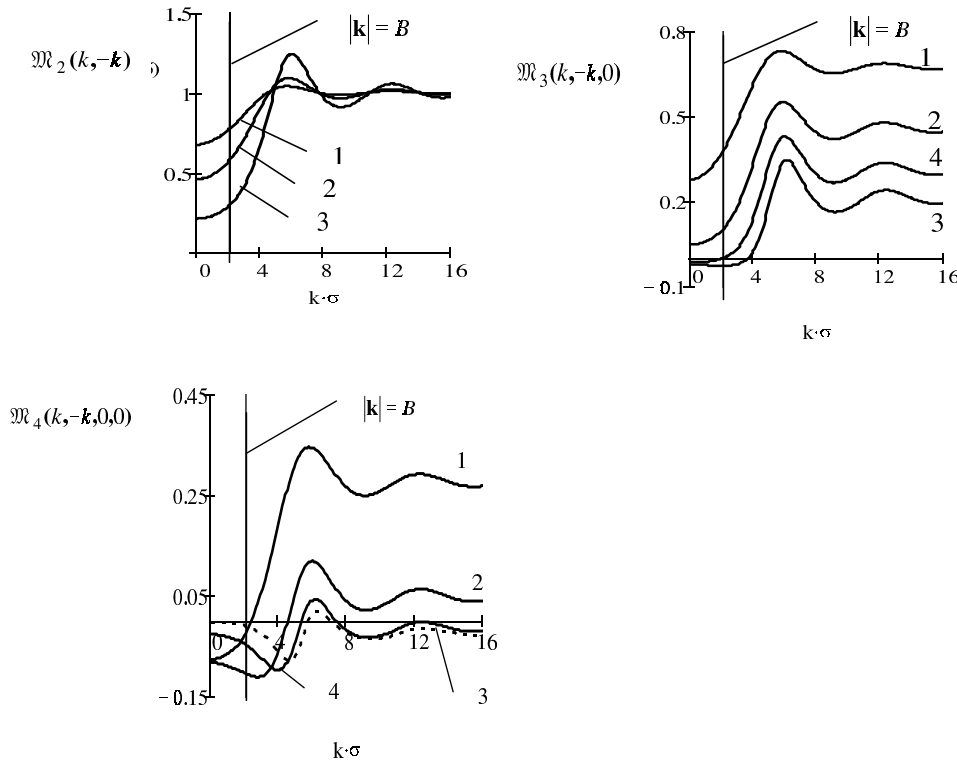


Figure 2. Curves of cumulants $\mathfrak{M}_y(k, -k)$, $\mathfrak{M}_v(k, -k, 0)$, $\mathfrak{M}_w(k, -k, 0, 0)$ for different densities: 1 - $\eta = 0.05$, 2 - $\eta = 0.1$, 3 - $\eta = 0.2$, 4 - $\eta = 0.15$. Vertical line indicates the value $|k| = B$ for which $\Phi(B) = 0$; $\eta = \frac{N}{V} \frac{\pi}{6} \sigma^3$.

We suppose that the main attraction effects created by potential $\Phi(r)$ are concentrated in the expression for $\tilde{\Phi}(k)$ in the narrow region of k between the values 0 and B . For these values of k , the curves for cumulant $\mathfrak{M}_2(k)$ and for all cumulants $\mathfrak{M}_n(k)$ have wide plateaus (see figure 2) that begin for $\mathbf{k}_1, \dots, \mathbf{k}_n = 0$ [22]. Thus, for all cumulants $\mathfrak{M}_n(\mathbf{k}_1 \dots \mathbf{k}_n)$ in the region $\mathbf{k}_i < B$ we are able to choose their values for $\mathbf{k}_i = 0$ (see table 1). This means that

$$\mathfrak{M}_n(\mathbf{k}_1, \dots, \mathbf{k}_n) = \mathfrak{M}_n(0, \dots, 0) \quad \text{for} \quad \mathbf{k}_i < B.$$

Table 1. The reference system cumulants at zero values of the wave vectors and the coefficients a_2, a_4 for argon at different densities η [20].

η	$\mathfrak{M}_2(0, \eta)$	$\mathfrak{M}_3(0, \eta)$	$\mathfrak{M}_4(0, \eta)$	a_2	a_4
0.08	0.589	0.108	-0.216	1.38	0.53
0.10	0.471	0.048	-0.137	1.73	0.82
0.12	0.329	0.012	-0.079	2.13	1.13
0.14	0.337	-0.008	-0.043	2.57	1.39
0.16	0.296	-0.019	-0.022	3.05	1.50
0.18	0.272	-0.023	-0.010	3.47	1.24
0.20	0.277	-0.024	-0.004	3.53	0.54

These quantities are macroscopic. Their values are equal to the corresponding fluctuations in the number of particles of the reference system.

We have an equation

$$\mathfrak{M}_n(0 \dots 0) = \frac{\partial^n \ln \Xi_0}{\partial (\beta \mu_0)^n} = \frac{\partial^{n-1} \langle N \rangle_0}{\partial (\beta \mu_0)^{n-1}}.$$

Therefore,

$$\begin{aligned} \mathfrak{M}_1(0) &= \langle N \rangle_0; & \mathfrak{M}_2(0) &= \frac{1}{\langle N \rangle} \left\langle (N - \langle N \rangle)^2 \right\rangle_0; \\ \mathfrak{M}_3(0) &= \left\langle (N - \langle N \rangle)^3 \right\rangle_0 \frac{1}{\sqrt{N^3}}; & \mathfrak{M}_4(0) &= \frac{\left\langle (N - \langle N \rangle)^4 \right\rangle_0 - 3 \left\langle (N - \langle N \rangle)^2 \right\rangle_0^2}{\langle N \rangle^2}, \end{aligned}$$

and so on.

The cumulants $\mathfrak{M}_n(0 \dots 0)$ are functions of the chemical potential μ_0 and of the density. One can perform the elimination of the dependence on μ_0 either in the standard way extracting the value of μ_0 from the equation $\frac{\partial \ln \Xi_0}{\partial \mu_0} = \langle N \rangle$, or using for fluctuations $\langle (N - \langle N \rangle)^n \rangle$ their values for canonical ensemble.

$$\left(\frac{\partial \langle N \rangle}{\partial \mu_0} \right)_{TV} = \frac{N}{V} \kappa.$$

We suppose that $\langle N \rangle_0$ coincides with $\langle N \rangle$ and we put here and then $N \equiv \langle N \rangle = \langle N \rangle_0$. Then,

$$\begin{aligned} \mathfrak{M}_2(0) &= N k_B T \frac{1}{\nu} \kappa, & \mathfrak{M}_3(0) &= N (k_B T)^2 \left[2 \left(\frac{1}{\nu} \kappa \right)^2 - \frac{\kappa}{\nu} \frac{\partial \kappa}{\partial \nu} \right], \\ \mathfrak{M}_4(0) &= N (k_B T)^3 \frac{\kappa}{\nu} \left[6 \left(\frac{\kappa}{\nu} \right)^2 - 6 \left(\frac{\kappa}{\nu} \frac{\partial \kappa}{\partial \nu} \right) + \left(\frac{\partial \kappa}{\partial \nu} \right)^2 + \kappa \frac{\partial^2 \kappa}{\partial \nu^2} \right], \end{aligned}$$

where $\nu = \frac{V}{N}$, $\kappa = -\frac{1}{V} \left(\frac{\partial V}{\partial P} \right)_{TN}$ is compressibility in the reference system. Here, we should refer to an equivalency of the results for compressibility and its derivatives obtained for canonic and grand canonical ensembles.

As concerns the dependence of the cumulants $\mathfrak{M}_n(k_1, \dots, k_n)$ on k_i , as it was shown in [16], the following expansion is valid

$$\mathfrak{M}_n(k_1, \dots, k_n) = \mathfrak{M}_n(0, \dots, 0) + C_n^2 \mathfrak{M}_{n-2}(0 \dots 0) \mu_2(k) k^2 + \dots,$$

where $\mu_2(k)$ is the pair correlation function of the reference system and $C_n = \frac{n(n-1)}{2}$.

The above described situation for the cumulant values for $k_i < B$ and for $k = 0$ has become a real key to the solution of a problem of the liquid-gas critical point as well as to the description of the phenomena related to a liquid-gas phase transition, that is to the boiling processes occurring at temperatures below $T = T_c$. The graphs for the cumulants $\mathfrak{M}_n(k_1 \dots k_n)$ were obtained in [17, 18].

As concerns the integration of the mixed terms, in particular, the integration of the expression

$$\frac{(2\pi i)^4}{2} \sum_{\substack{k_1 > B \\ k < B}} \mathfrak{M}_4(\mathbf{k}_1, -\mathbf{k}_1, \mathbf{k}, -\mathbf{k}) \omega_{\mathbf{k}_1} \omega_{-\mathbf{k}_1} \omega_{\mathbf{k}} \omega_{-\mathbf{k}},$$

the correction to $\sum_{k < B} \mathfrak{M}_2(0, 0) \omega_{\mathbf{k}} \omega_{-\mathbf{k}}$ is less than one percent of the value $\mathfrak{M}_2(0, 0)$.

As a result, we have the following reference expression for Ξ :

$$\Xi = \Xi_0 \Xi_G \Xi_L, \quad (3.1)$$

where Ξ_0 is the partition function of the reference system, Ξ_G is the result of integration over $\rho_{\mathbf{k}}$ and over $\omega_{\mathbf{k}}$ for the values $\mathbf{k} > B$. We also suppose that the integration over $\rho_{\mathbf{k}}$ for $\mathbf{k} > B$ can be fulfilled in the well-known way. The expression for Ξ_G with the accuracy up to the fourth virial coefficient is presented in [22] in Appendix A. Note, that this quantity does not affect the critical behavior.

The quantity Ξ_L is the partition function in the region $k < B$.

$$\Xi_L = \int w_4(\rho\omega) (d\rho)^{N_B} (d\omega)^{N_B}. \quad (3.2)$$

Integrals over ρ_k and ω_k in the region $k < B$ are taken with quartic basic measure density¹:

$$w_4(\omega\rho) = \exp \left\{ h \sqrt{N} \rho_0 - \frac{1}{2} \sum_{k < B} \alpha(k) \rho_{\mathbf{k}} \rho_{-\mathbf{k}} + i2\pi \sum_{k < B} \omega_{\mathbf{k}} \rho_{\mathbf{k}} \right. \\ \left. + \sum_{n=1}^4 \frac{(-i2\pi)^n}{n!} N^{1-n/2} \mathfrak{M}_n \sum_{\substack{k_1 \dots k_n \\ k_i < B}} \omega_{\mathbf{k}_1} \dots \omega_{\mathbf{k}_n} \delta_{\mathbf{k}_1 + \dots + \mathbf{k}_n} \right\}. \quad (3.3)$$

We want to exclude the cubic term from the expression in the exponent function (3.3). This can be performed by two substitutions

$$\omega_0 = \omega'_0 + \frac{\sqrt{N} \mathfrak{M}_3}{(2\pi i) \mathfrak{M}_4} \quad \text{and} \quad \rho_0 = \rho'_0 + \tilde{\mathfrak{M}}_1, \quad (3.4)$$

where

$$\tilde{\mathfrak{M}}_1 = \sqrt{N} \left(1 + \mathfrak{M}_2 \xi + \frac{1}{3} \mathfrak{M}_3 \xi^2 \right), \quad \xi = \frac{\mathfrak{M}_3}{|\mathfrak{M}_4|}.$$

From now on, we omit the argument (0) in the notations of cumulants and write down $\mathfrak{M}_2(0) \equiv \mathfrak{M}_2$, $\mathfrak{M}_3(0) \equiv \mathfrak{M}_3$, $\mathfrak{M}_4(0) \equiv \mathfrak{M}_4$, etc. (see table 1). After some tedious transformations we get Ξ_L in the following form²:

$$\Xi_L = \Upsilon \int \exp \left\{ \sqrt{N} \mu^* (\rho_0 + \tilde{\mathfrak{M}}_1) - \frac{1}{2} \sum_{k < B} \alpha(k) \rho_{\mathbf{k}} \rho_{-\mathbf{k}} + i2\pi \sum_{k < B} \omega_{\mathbf{k}} \rho_{\mathbf{k}} - \frac{1}{2} (2\pi)^2 \sum_{k < B} \tilde{\mathfrak{M}}_2 \omega_{\mathbf{k}} \omega_{-\mathbf{k}} \right. \\ \left. - \frac{(2\pi)^4}{4!} \frac{1}{N_B} \sum_{k < B} |\mathfrak{M}_4| \omega_{\mathbf{k}_1} \dots \omega_{\mathbf{k}_4} \delta_{\mathbf{k}_1 + \dots + \mathbf{k}_4} \right\} (d\omega)^{N_B} (d\rho)^{N_B}, \quad (3.5)$$

where $\Upsilon = \Upsilon_0 \exp \left\{ \frac{1}{2} |\alpha(0)| \mathfrak{M}_1^2 \right\}$,

$$\Upsilon_0 = \exp \left\{ N \left(\xi + \frac{1}{2} \mathfrak{M}_2 \xi^2 + \frac{1}{3} \mathfrak{M}_3 \xi^3 + \frac{1}{4!} \mathfrak{M}_4 \xi^4 \right) \right\},$$

¹To be correct, with quartic measure density for integration over ω_k , if $\mathfrak{M}_4(0 \dots 0) < 0$ and with sextic measure density, if $\mathfrak{M}_4(0) > 0$ and $(i)^6 M_6 < 0$.

²Primes at ω'_0 and ρ'_0 are omitted.

$$\begin{aligned}\mu^* &= h - \xi + |\alpha(0)| \frac{\mathfrak{M}_1}{\sqrt{N}}, \\ \tilde{\mathfrak{M}}_2 &= \mathfrak{M}_2 + \frac{1}{2} \frac{\mathfrak{M}_3^2}{|\mathfrak{M}_4|}, \quad \tilde{\mathfrak{M}}_4 = \frac{N_B}{N} \mathfrak{M}_4, \\ \tilde{\mathfrak{M}}_1 &= \sqrt{N}[1 - \Delta], \quad \xi = \frac{\mathfrak{M}_3}{|\mathfrak{M}_4|}, \quad \Delta = -\left(\mathfrak{M}_2 \xi + \frac{1}{3!} \mathfrak{M}_3 \xi^2\right).\end{aligned}$$

We have obtained the first fundamental result. We bring the expression for Ξ_L into the form which is analogous to the form of the partition function of three-dimensional Ising model in a field of generalized chemical potential μ^* . This means that we have built a mathematical framework for the study of a phase transition.

It seems useful for every physical system that undergoes the phase transition to introduce some analogue of a crystal lattice, on which this transition can be effectively described. Therefore, we treat the quantity B as a border of the Brillouin zone for a simple cubic lattice with the spacing $c = \frac{\pi}{B}$. The number of lattice sites in a volume V is equal to $N_B = \frac{V}{c^3} = V \left(\frac{B}{\pi}\right)^3$, $V = \frac{\pi}{6} \sigma^3 \frac{N}{\eta}$.

In the case of potential (2.4), we have

$$1 \leq \frac{N_B}{N} \leq 4, \quad \text{when } 0.06 \leq \eta \leq 0.22; \quad N_B = N \frac{(B\sigma)^3}{6\pi^2 \eta}. \quad (3.6)$$

Two essential points should be emphasized in our formulations:

- 1) The existence of plateaus for cumulant values $\mathfrak{M}_n(k_1 \dots k_n)$ in the region of negative values of Fourier-image of attraction potential;
- 2) The possibility to introduce the crystal lattice in order to study the problem of a liquid-gas critical point and to reduce this problem to the Ising model in an external field.

Integration in expression (3.5) is taken over $\omega_{\mathbf{k}}$. Since the coefficients \mathfrak{M}_n do not depend on k , passing from $\omega_{\mathbf{k}}$ to $\tilde{\omega}_1$

$$\tilde{\omega}_{\mathbf{k}} = \sum_{l=1}^{N_B} \tilde{\omega}_1 e^{-i\mathbf{k}l}$$

and replacing

$$\delta_{\mathbf{k}_1 + \dots + \mathbf{k}_4} = \frac{1}{N_B} \sum_l e^{i(\mathbf{k}_1 + \dots + \mathbf{k}_4)l}$$

we factorize the integrals over $\tilde{\omega}_1$ in (3.5) and get a reference expression for integration over $\rho_{\mathbf{k}}$ [9]

$$\Xi_L = \left(Z(\tilde{\mathfrak{M}}_2 \tilde{\mathfrak{M}}_4) \right)^{N_B} \Upsilon \Xi_L^{(1)}, \quad (3.7)$$

where

$$\Xi_L^{(1)} = \int \exp \left\{ \sqrt{N} \mu^* (\rho_0 + \tilde{\mathfrak{M}}_1) - \frac{1}{2} \sum_{k < B} d_2(k) \rho_{\mathbf{k}} \rho_{-\mathbf{k}} - \frac{a_4}{4! N_B} \sum \rho_{\mathbf{k}_1} \dots \rho_{\mathbf{k}_4} \delta_{\mathbf{k}_1 + \dots + \mathbf{k}_4} \right\} (d\rho)^{N_B}, \quad (3.8)$$

$$\begin{aligned}d_2(k) &= a_2 + \alpha(k), \quad \alpha(k) = \frac{N}{V} \beta \tilde{\Phi}(k), \\ a_2 &= \left(\frac{3}{|\tilde{\mathfrak{M}}_4|} \right)^{-\frac{1}{2}} U(y), \quad a_4 = \frac{3}{|\tilde{\mathfrak{M}}_4|} \varphi(y), \quad y = \sqrt{3} \tilde{\mathfrak{M}}_2 |\tilde{\mathfrak{M}}_4|^{-\frac{1}{2}}, \\ U(y) &= \frac{U(1, y)}{U(0, y)} > 0, \quad \varphi(y) = 3U^2(y) + 2yU(y) - 2 > 0,\end{aligned} \quad (3.9)$$

$U(a, y)$ is the Weber parabolic cylinder function for order a and argument y ,

$$U(a, y) = \frac{2}{\Gamma\left(a + \frac{1}{2}\right)} e^{-\frac{y^2}{4}} \int_0^\infty \exp\left(-yt^2 - \frac{1}{2}t^4\right) dt,$$

$$\left(Z(\mathfrak{M}_2, \mathfrak{M}_4)\right)^{N_b} = 2^{N_b} \sqrt{2}^{N_b-1} \left[(2\pi)^{-\frac{1}{2}} \left(\frac{3}{|\mathfrak{M}_w|}\right)^{\frac{1}{4}} \exp\left(\frac{y^2}{4}\right) U(0, y) \right]^{N_b}.$$

It is important to have $d_2(B) > 0$ and $d_2(0) < 0$. We are working in the narrow temperature region containing the critical point $T = T_c$.

The integral (3.8) describes the phenomena in the critical point $T = T_c$, as well as in the critical region $T > T_c$ and $T < T_c$. $|T - T_c| \leq 0.01T_c$.

After integrating over $\rho_{\mathbf{k}}$, apart from integration over ρ_0 , the form of the integral (3.8) completely coincides with the corresponding expression for the Ising model. For the purpose of its integration, we use Kadanoff's idea concerning the scale invariance of the phenomena on block lattices as well as Wilson's idea concerning the use of a linear approximation for the expansions around the fixed point in recurrent relations [35–38].

Integration is performed in the real three-dimensional space without any *a priori* statements about the temperature dependence of the appearing coefficients. It is described in more detail in [6–10] and [15, 17–22]. Performing step-wise integration in (3.8) on the layers of $\rho_{\mathbf{k}}$, $|k| \in (B_1, B]$, ..., $|k| \in (B_{n+1}, B_n]$, ... produces a sequence of effective block Hamiltonians with different types of evolution at $T > T_c$ and $T < T_c$ of coefficients $d_2^{(n)}(k)$ and $a_4^{(n)}$ (see figure 3).

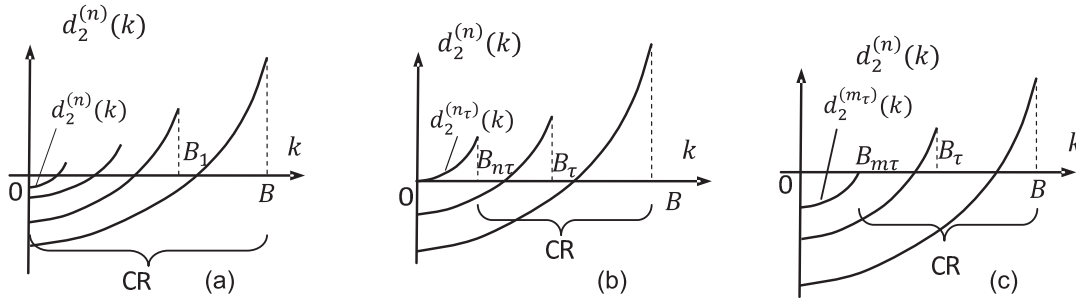


Figure 3. Step-wise integration of the partition function Ξ_L on the collective variables. (a) $T = T_c$: $d_2^{(j)}(0) < 0$ and $d_2^{(j)}(B_j) > 0$ after integration on every layer of the $\rho_{\mathbf{k}}$ space, $B_{j+1} < k \leq B_j$, $j = 1, 2, \dots$ (the critical regime, CR); (b) $T > T_c$: after integration on variables $\rho_{\mathbf{k}}$, $B_{n_\tau} < k \leq B$ (the critical regime interval), coefficient $d_2^{(n_\tau)}(k)$ is positive at $0 \leq k \leq B_{n_\tau}$ (the limiting Gaussian regime); (c) $T < T_c$: after integration on variables $\rho_{\mathbf{k}}$, $B_{m_\tau} < k \leq B$ (the critical regime interval), here $d_2^{(m_\tau)}(k) < 0$ at $0 \leq k \leq B_{m_\tau}$ (the inverse Gaussian regime).

Resuming these results we come to the following expression for the partition function:

$$\Xi = \Xi_0 \Xi_G \Xi_L^{(\rho_0)} \Xi_{\rho_0}. \quad (3.10)$$

Here, Ξ_0 is a partition function of the reference system; Ξ_G is the result of integrating over variables ρ_k , ω_k for $k > B$; $\Xi_L^{(\rho_0)}$ is the result of integration in (3.8), not including the integration over ρ_0 ;

$$\Xi_{\rho_0} = \exp\left[\sqrt{N}\mu^* \mathfrak{M}_1\right] \int \exp\left[\sqrt{N}\mu^* \rho_0 + D\rho_0^2 - \frac{1}{N}G\rho_0^4\right] d\rho_0. \quad (3.11)$$

Coefficients D and G arise as a result of the integration in (3.10) over $\rho_{\mathbf{k}}$. This integration was fulfilled in two different ways: with quartic density measure for k in the interval $B_{m_\tau} \leq k \leq B$, where the renormalization group symmetry is valid, and with Gaussian density measure for k in the interval $0 < k \leq B_{m_\tau}$. Here, $B_{m_\tau} = B/s^{m_\tau}$, s being the parameter of dividing the phase space into layers. The most convenient

value for s is $s = s^* = 3.58$. In such a case, we have the values for m_τ presented in table 2, and coefficients D and G are $D = D_0|\tau|^{2\nu}$, $G = G_0|\tau|^\nu$ with $D_0 = 1.19$ and $G_0 = 1.67$, $\nu = \ln s^* / \ln E_1 = 0.605$, where E_1 is the greater of the two eigenvalues for the matrix of linear recursion equations. Note, that $s < E_1 < s^2$, and $s > 1$.

Table 2. Values of the quantity m_τ .

τ	0.01	10^{-3}	10^{-4}	10^{-6}	10^{-10}
m_τ	1.83	2.91	4.01	6.19	10.55

We assume that in (2.18) and in (3.11), the complete integration in space ρ_k is performed in the partition function Ξ , with the exception of integration over the variable ρ_0 in Ξ_{ρ_0} .

3.2. The generalized chemical potential μ^*

Our task here is to study the integral over ρ_0 in the expression (3.11). After substitution $\rho_0 = \sqrt{N}\rho'_0$, omitting the terms proportional to $\ln N$,

$$\int \exp \left[N \left(\mu^* \rho'_0 + D \rho_0'^2 - G \rho_0'^4 \right) \right] d\rho'_0 = \int \exp[NE(\rho_0)] d\rho_0, \quad (3.12)$$

where

$$E(\rho_0) = \mu^* \rho_0 + D \rho_0^2 - G \rho_0^4. \quad (3.13)$$

Hereafter, we omit the primes.

Values D and G are now specified and they turn out to be positive. Coefficient at ρ_0^2 in (3.13) is positive and the integrand increases at small ρ_0 , whereas at $\rho_0 \rightarrow \infty$ the function $\exp\{NE(\rho_0)\}$ tends to zero due to the term $G\rho_0^4$.

Integral (3.12) is a function of the generalized chemical potential μ^* , density η and temperature τ .

In the thermodynamical limit $N \rightarrow \infty$, $V \rightarrow \infty$, $\frac{N}{V} = \text{const}$, the maxima of the integrand in (3.12) are very high. Therefore, the integral should be calculated by the steepest-descent method.

To do this, first we find the maximum of $E(\rho_0)$:

$$\frac{\partial E}{\partial \rho_0} = 0; \quad \frac{\partial^2 E}{\partial \rho_0^2} < 0 \quad \text{or} \quad \mu^* + 2D\rho_0 - 4G\rho_0^3 = 0, \quad 2D - 12G\rho_0^2|_{\rho_0=\rho_{0\max}} < 0. \quad (3.14)$$

Thus, we have got an important result, the value for μ^* :

$$\mu^* = \left(-2D\rho_0 + 4G\rho_0^3 \right)_{\rho_0=\rho_{0\max}}, \quad (3.15)$$

where for ρ_0 we have to take its value in the point of the absolute maximum of the integrand in (3.12).

Continuing our consideration, we shall write the equation (3.14) in a standard form:

$$\rho_0^3 + V\rho_0 + W = 0. \quad (3.16)$$

Here,

$$V = \frac{-D}{2G}, \quad W = -\frac{1}{4} \frac{\mu^*}{G}$$

and $3\rho_0^2 + V > 0$, which corresponds to (3.14). Equation (3.16) has three solutions, that may be found by Cardano formula:

$$\rho_0 = \sqrt[3]{-\frac{W}{2} + \sqrt{Q}} + \sqrt[3]{-\frac{W}{2} - \sqrt{Q}}, \quad (3.17)$$

Q is a discriminant of the equation:

$$Q = \frac{W^2}{4} + \frac{V^3}{27}. \quad (3.18)$$

The first term in the discriminant is always positive, the second one is always negative. Thus, three possibilities may be observed: $Q > 0$, $Q < 0$ and $Q = 0$. Depending on the sign of Q , we have one real ($Q > 0$) or three real solutions ($Q < 0$)³.

Let us start with the limiting case $Q = 0$. This equality describes the intermediate surface between two regions $Q > 0$ and $Q < 0$. Equation (3.16) has three real roots:

$$\rho_1 = u + v, \quad \rho_2 = \rho_3 = -\frac{1}{2}(u + v), \quad (3.19)$$

where $u = [-\frac{W}{2} + \sqrt{Q}]^{1/3}$, $v = [-\frac{W}{2} - \sqrt{Q}]^{1/3}$. But only for the root ρ_1 we get a maximum for $E(\rho)$

$$E''(\rho_1) = -GD < 0, \quad E''(\rho_2) = E''(\rho_3) = 0.$$

Therefore, we take for $\rho_0 = \rho_0^{\max}$ in (3.12)

$$\rho_0^{\max} = \rho_1 = 2\sqrt[3]{-\frac{W}{2}} = \sqrt[3]{\frac{\mu^*}{G}}. \quad (3.20)$$

Written explicitly, the condition $Q = 0$ takes on the form:

$$\left(\frac{W}{2}\right)^2 = -\left(\frac{V}{3}\right)^3 \quad \text{and} \quad \mu^* = \pm a = \pm G\left(\frac{2D}{3G}\right)^{3/2}. \quad (3.21)$$

So, when the discriminant Q equals zero, we receive the value of generalized chemical potential of the system. From equation (3.17)

$$\rho_1 = \sqrt[3]{-\frac{\pm a}{G}} = \pm b, \quad b = \sqrt{\frac{2D}{3G}}, \quad (3.22)$$

and, consequently, for ρ_1 we have two values $\rho_1 = b$ for $\mu^* = a$, and $\rho_1 = -b$ for $\mu^* = -a$.

From the condition $Q = 0$ we also receive:

$$\rho_1 = b_0|\tau|^{1/2}, \quad b_0 = \sqrt{\frac{2D_0}{3G_0}}$$

and

$$\mu^* = \pm \mu_0^*|\tau|^{5/2\nu}, \quad \mu_0^* = G_0\left(\frac{2D_0}{3G_0}\right)^{3/2}.$$

Here we have two mutually reciprocal parabolic cylinder surfaces. The intersection with the plain $\tau = \text{const}$ is a rectangle with the vertices $(-a, b)$, $(-a, -b)$, $(a, -b)$, (a, b) as it is shown in figure 4.

For ρ_2 and ρ_3 we have $\rho_2 = -b/2$, $\rho_3 = b/2$, and $E''(\rho_2) = 12Gb$; $E'''(\rho_3) = -12Gb$.

In the case $Q > 0$, equation (3.15) has one real and two complex solutions. $Q > 0$ means that

$$\frac{W^2}{4} > \frac{V^3}{27} \quad \text{and} \quad \frac{W}{2} > \sqrt{Q}.$$

Thus,

$$\rho_0^{(1)} = \sqrt[3]{-\frac{W}{2}} \left\{ \left[1 - \frac{2\sqrt{Q}}{W} \right]^{1/3} + \left[1 + \frac{2\sqrt{Q}}{W} \right]^{1/3} \right\}.$$

Expanding in powers of γ , where $\gamma = \left(\frac{V}{3}\right)^3 / \left(\frac{W}{2}\right)^2$, $|\gamma| < 1$ we receive:

$$\rho_0^{(1)} = \left(\frac{\mu^*}{4G}\right)^{1/3} \left[1 + \left(\frac{|\gamma|}{4}\right)^{1/3} - \frac{1}{12}|\gamma| + \frac{\sqrt[3]{2}}{24}|\gamma|^{4/3} - 0(\gamma^2) \right], \quad (3.23)$$

³At $T > T_c$ the discriminant Q is always positive, $Q > 0$.

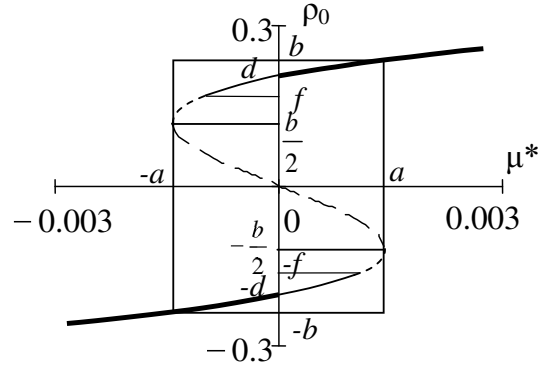


Figure 4. The generalized chemical potential isotherm as a function of ρ_0^{\max} . Here, $a = G \sqrt{\frac{2}{3} \frac{D}{G}}^3 \sim \tau^{(5/2)\nu}$, $b = \sqrt{\frac{2}{3} \frac{D}{G}} \sim \tau^{\nu/2}$, $d = \sqrt{\frac{1}{2} \frac{D}{G}} \sim \tau^{\nu/2}$, $f = \sqrt{\frac{1}{3} \frac{D}{G}} \sim \tau^{\nu/2}$.

$$\mu^* = q' G (\rho_0^{(1)})^3, \quad q' = 4 \left[1 + \left(\frac{|\gamma|}{4} \right)^{1/3} - \frac{1}{12} |\gamma| + \dots \right]^{-3}.$$

The sign of $\rho_0^{(1)}$ is determined by the sign of μ^* . At $|\gamma| = 1$, $Q = 0$, $\rho_0^{(1)} = \sqrt[3]{\mu^*/G}$, $\rho_0^{(1)} = \pm b$ because

$$\left(\frac{1}{4} \right)^{1/3} \left[1 + \left(\frac{1}{4} \right)^{1/3} - \frac{1}{12} + \frac{\sqrt[3]{2}}{24} - \dots \right] = 1.$$

So, at $Q = 0$, $|\gamma| = 1$, the root $\rho_0^{(1)}$ coincides with the root ρ_1 from (3.22).

Thus, at $Q > 0$, both μ^* and $\rho_0^{(1)}$ vary within

$$\begin{aligned} |\mu^*| &\geq a, \quad \text{where } a = G \left(\frac{2}{3} \frac{D}{G} \right)^{3/2}, \\ |\rho_0^{(1)}| &\geq b, \quad \text{where } b = \left(\frac{2}{3} \frac{D}{G} \right)^{1/2}. \end{aligned} \quad (3.24)$$

In such a way, for $\rho_0^{(1)}$ we have two branches one for $\rho_0^{(1)} \leq -b$ and negative values for $\mu^* \leq -a$ and the second for $\rho_0^{(1)} \geq b$ and $\mu^* \geq a$.

In the region $Q < 0$, the equation (3.14) has three real solutions. It is more convenient to write them in trigonometrical form:

$$\begin{aligned} \mu^* &= a \cos \varphi, & \rho_{01} &= b \cos \frac{\varphi}{3}, & \rho_{02} &= b \cos \frac{\varphi + 2\pi}{3}, & \rho_{03} &= b \cos \frac{\varphi + 4\pi}{3}, \\ \varphi &= \arccos t, & t &= -\frac{W}{2 \left(-\frac{V}{3} \right)^{3/2}} = \frac{\mu^*}{a}. \end{aligned} \quad (3.25)$$

In the vicinity of the point $\mu^* = -a$ we have $\cos \varphi = -1$, $\varphi = \pi$. Substituting the values $\varphi = \pi$ into the solution, we obtain

$$\rho_{01} = b \cos \frac{\pi}{3} = \frac{b}{2}, \quad \rho_{02} = b \cos \frac{3\pi}{3} = -b, \quad \rho_{03} = b \cos \frac{5\pi}{3} = \frac{b}{2}.$$

As we see, only the solution ρ_{02} coincides with the solution $\rho_0^{(1)}$ at the point $(-a - b)$.

In the vicinity $\mu^* = 0$, $\varphi = \frac{\pi}{2}$ and $\rho_{02} = b \cos \left(\pi - \frac{\pi}{6} \right) = -\frac{\sqrt{3}}{2} b$. Thus, the generalized chemical potential μ^* and the solution $\rho_0^{\max} = \rho_{02}$ varies within the intervals:

$$-a \leq \mu^* \leq 0, \quad -b \leq \rho_0^{(2)} \leq -d \quad \text{and} \quad \pi \geq \varphi \geq \frac{\pi}{2},$$

where we denote $d = \frac{\sqrt{3}}{2}b = \sqrt{\frac{1}{2}\frac{D}{G}}$. At the point $(-a, -b)$ on the plane (μ^*, ρ_0^{\max}) solutions $\rho_0^{(1)}$ and ρ_{02} smoothly flow together.

For the case $\mu^* = a$, $\cos\varphi = 1$, $\varphi = 0$ we have

$$\rho_{01} = b \cos 0 = b, \quad \rho_{02} = b \cos \frac{2\pi}{3} = -\frac{1}{2}b, \quad \rho_{03} = b \cos \frac{4\pi}{3} = b \cos \left(\pi + \frac{\pi}{3}\right) = -\frac{1}{2}b.$$

Now we have to take the solution ρ_{01} . It coincides with the solution $\rho_0^{(1)}$ at the point $\mu^* = a$, $\rho_{01} = b$, $\varphi = 0$. At the point $\mu^* = 0$ $\varphi = \frac{\pi}{2}$, the solution ρ_{01} is $\rho_{01} = b \cos \frac{\pi}{6} = \frac{\sqrt{3}}{2}b$, or $\rho_{01} = d$. So, in the interval $0 \leq \mu^* \leq a$, the solution ρ_{01} varies inside the interval $d \leq \rho_{01} \leq b$.

We have got some significant result: on the axis $\mu^* = 0$, the solution ρ_0^{\max} varies jumping from the value $\rho_0^{\max} = \rho_{02} = -d$ to the value $\rho_0^{\max} = \rho_{01} = d$.

The plot of the generalized chemical potential isotherm as a function of ρ_0^{\max} has the form shown in figure 4. Here, we have a smooth continuation of curves $\rho_0^{(1)}$ to ρ_{02} at the point $(-a, -b)$ and $\rho_0^{(1)}$ to ρ_{01} at the point (a, b) .

It is very important to note here that among the solutions (3.25), only solution ρ_{02} in the region $-b < \rho_0 < -d$ and only solution ρ_{01} in the region $d < \rho_0 < b$ obey conditions for an absolute maximum of the function $E(\rho_0)$. For all other values of ρ_{01} , ρ_{02} , ρ_{03} , the absolute maximum of $E(\rho_0)$ in (3.12) cannot be realized.

Let us now find the slopes of the generalized chemical potential isotherms $\mu^*(T, \rho_0^{\max})$ at the points $\mu^* = \mp a$, $\rho_0^{\max} = \mp b$, and at the points $\mu^* = \mp 0$, $\rho_0^{\max} = \mp \frac{\sqrt{3}}{2}b = \mp d$. From (3.14) we have

$$\frac{d\mu^*}{d\rho_0^{\max}} = -2D + 12G(\rho_0^{\max})^2.$$

Thus, at the point $\mu^* = -a$, $\rho_0^{\max} = -b$, from the left, and At the point $\mu^* = a$, $\rho_0^{\max} = b$ from the right,

$$\frac{d\mu^*}{d\rho_0^{\max}} = 6D \sim \tau^{2\nu}$$

and at the points $\mu^* = \mp 0$, $\rho_0^{\max} = \mp d$

$$\frac{d\mu^*}{d\rho_0^{\max}} = 4D \sim \tau^{2\nu}.$$

As we see, the slope of the tangents tend to zero proportionally to $\tau^{2\nu}$. We have completed investigations of the generalized chemical potential μ^* .

Having studied the integral (3.12), $\int \exp[NE(\rho_0)]d\rho_0$, and the function $E(\rho_0)$, presented in (3.13), we revealed the most essential changes in the behavior of the partition function as well as in the behavior of thermodynamic functions.

In order to describe the scenario of the phase transition at $T \leq T_c$, we have to extract from the entire set of integration results those that correspond to the integration the variables ρ_0 and ω_0 . This will automatically concern the events connected with the generalized chemical potential μ^* .

Our main goal in this study is to describe what exactly is happening at $T \leq T_c$. Here, in accordance with [22], we restrict ourselves to the narrow region around the critical point. The scenario of the phase transition is connected with the behavior of the generalized chemical potential μ^* . As it follows from equation (3.11), the plane $\mu^* = 0$ contains the coordinates of the critical point T_c, η_c .

3.3. The partition function in the grand canonical ensemble at $T \leq T_c$

Bringing together the obtained results, and taking the terms containing μ^* , let us write the initial partition function Ξ , according to equations (3.10), in the form of a product of two partition functions:

$$\Xi = \Xi^{(2)} \Xi_{\rho_0}, \quad (3.26)$$

where in $\Xi^{(2)}$ we included the results

$$\Xi^{(2)} = \Xi_0 \Xi_G \Xi_L^{\rho_0}.$$

Expression $\Xi^{(2)}$ does not depend on μ^* . All terms and effects connected with the behavior of μ^* , are gathered in the part Ξ_{ρ_0} .

Partition function Ξ_{ρ_0} is of most interest to us. From (3.11)

$$\Xi_{\rho_0} = \exp\left[\mu^*(1-\Delta)N\right] \int e^{NE(\rho_0)} d\rho_0, \quad (3.27)$$

where

$$(1-\Delta)N = \sqrt{N}\mathfrak{M}_1, \quad \Delta = -\left(\mathfrak{M}_2\xi + \frac{1}{3}\mathfrak{M}_3\xi^2\right), \quad E(\rho_0) = \mu^*\rho_0 + D\rho_0^2 - G\rho_0^4.$$

The dependence of Δ and ξ on the density η is shown in figure 5.

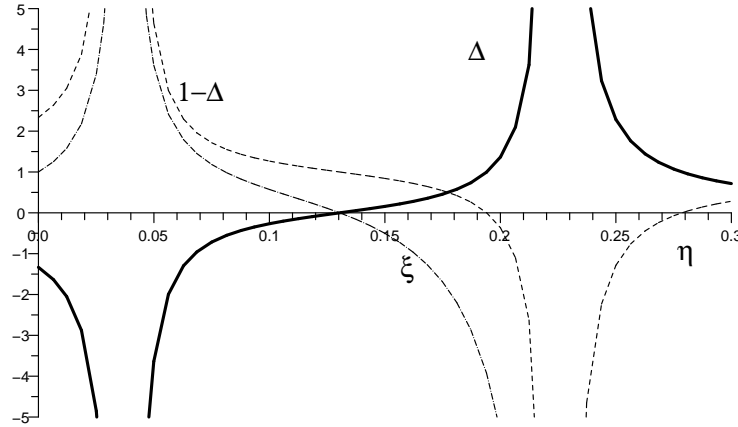


Figure 5. The dependence of Δ (solid line), $1-\Delta$ (dashed line), and ξ (dash-dotted line) on the density η . In the present work, the system is considered within the range $0.05 < \eta < 0.2$. In this interval, the values of cumulant \mathfrak{M}_4 are finite and negative.

Our consideration is related with the thermodynamical limit $N \rightarrow \infty$, $V \rightarrow \infty$, $\frac{N}{V} = \text{const}$. As a consequence, in the integral (3.27) we have to use the steepest-descent method, and regard only the point of the absolute maximum of the function $\exp\{NE(\rho_0)\}$. Then,

$$\int_{-\infty}^{\infty} \exp\{NE(\rho_0)\} d\rho_0 = \exp\{NE(\rho_0)\} \Big|_{\rho_0=\rho_0^{\max}}. \quad (3.28)$$

In the thermodynamical limit, the value of ρ_0^{\max} coincides with the average value of ρ_0 :

$$\langle \rho_0 \rangle = \frac{\int \rho_0 \exp\{NE(\rho_0)\} d\rho_0}{\int \exp\{NE(\rho_0)\} d\rho_0} = \frac{1}{N} \frac{\partial}{\partial \mu^*} \ln \int \exp\{NE(\rho_0)\} d\rho_0,$$

$$\lim_{N \rightarrow \infty} \langle \rho_0 \rangle = \rho_0^{\max}.$$

Illustration for this at $\tau = -10^{-3}$ for argon is shown in figure 6.

Hence, for expression (3.27) we can write:

$$\Xi_{\rho_0} = \exp\left\{N\left[\mu^*(1-\Delta) + \mu^*\rho_0^{\max} + D(\rho_0^{\max})^2 - G(\rho_0^{\max})^4\right]\right\}, \quad (3.29)$$

where

$$\begin{aligned} \rho_0^{\max} &= \rho_1 \quad \text{from (3.20), when } Q=0 \text{ and } |\rho_1|=b, \quad |\mu^*|=a, \\ \rho_0^{\max} &= \rho_0^{(1)} \quad \text{from (3.23), when } Q>0 \text{ and } |\rho_0^{(1)}|>b, \quad |\mu^*|>a, \\ \rho_0^{\max} &= \rho_{02}, \quad -b \leq \rho_{02} \leq -d, \quad \mu^* = a \cos \varphi, \quad \frac{\pi}{2} \leq \varphi \leq \pi \quad \text{from (3.25),} \\ \rho_0^{\max} &= \rho_{01}, \quad d < \rho_{01} < b, \quad \mu^* = a \cos \varphi, \quad 0 \leq \varphi \leq \frac{\pi}{2} \quad \text{from (3.25),} \end{aligned} \quad (3.30)$$

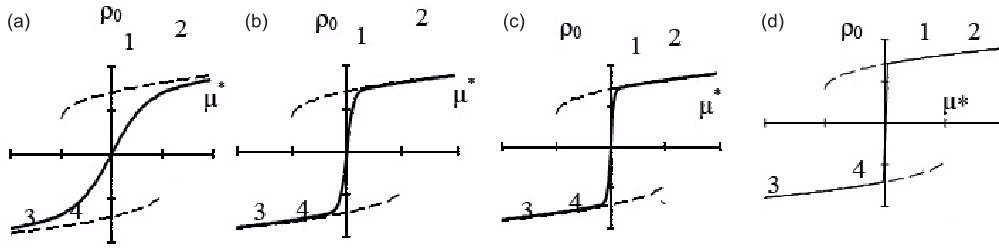


Figure 6. The average (solid line) $\langle \rho_0 \rangle$ and the most probable (dashed line) ρ_0^{\max} values of ρ_0 at $N \rightarrow \infty$. The arcs 1–2 and 3–4 (dashed lines) correspond to absolute maxima of $\exp[NE(\rho_0)]$. Here, (a) $N = 1000$; (b) $N = 5000$; (c) $N = 10000$; (d) $N = 100000$.

here, $Q < 0$. In all cases $\mu^* = -2D\rho_0^{\max} + 4G(\rho_0^{\max})^3$.

Now we need to know the explicit values of ρ_0^{\max} as function of density η . We use the condition

$$\frac{\partial \ln \Xi}{\partial \beta \mu} = \frac{\partial \ln \Xi_{\rho_0}}{\partial \mu^*} = N. \quad (3.31)$$

From (3.26), (3.27) and (3.28) we have

$$N(1 - \Delta + \rho_0^{\max}) \Big|_{\rho_0 = \rho_0^{\max}} = N.$$

Hence,

$$\rho_0^{\max} = \Delta. \quad (3.32)$$

Here, $\Delta = -(\mathfrak{M}_2 \xi + \frac{1}{3} \mathfrak{M}_3 \xi^2)$, $\xi = \frac{\mathfrak{M}_3}{|\mathfrak{M}_4|}$; cumulants \mathfrak{M}_2 , \mathfrak{M}_3 , \mathfrak{M}_4 are the known functions of a density (see table 1).

Finally, we obtain

$$\Xi_{\rho_0} = \exp \{N[\mu^* + D\Delta^2 - G\Delta^4]\} \quad (3.33)$$

and

$$\mu^* = -2D\Delta + 4G(\Delta)^3. \quad (3.34)$$

All components in expression (3.26) and (3.27) are defined. Thus, all principal problems in calculating the partition function of the system with Lennard-Jones type interaction are solved.

4. The main results

Now we are going to determine the expression for the critical point, the critical region on the whole, the events inside the region $-d \leq \Delta \leq d$ where the boiling process occurs, the notion about the overcooled gas and overheated liquid, and the equality of the chemical potentials at $\Delta = \pm d$, and finally the comparison with the experimental data for some substances.

The rectilinear diameter. The expression $\Delta(\eta) = 0$ gives us a starting point for the rectilinear diameter. The equation $\Delta = 0$ reads

$$\mathfrak{M}_2(\eta) \frac{\mathfrak{M}_3(\eta)}{|\mathfrak{M}_4(\eta)|} - \frac{1}{3} \mathfrak{M}_3(\eta) \left(\frac{\mathfrak{M}_3(\eta)}{|\mathfrak{M}_4(\eta)|} \right)^2 = 0 \quad (4.1)$$

and $\mu^*(\Delta) = -2D\Delta + 4G\Delta^3 = 0$.

In the initial expression (3.8) for the partition function, this equation means that we consider the Ising-like case and that we are looking for the critical point of the phase transition of the second order.

Taking into account formulas for $\mathfrak{M}_n(0)$, the plots for cumulants in figure 2 and the dates from table 1, we get from (4.1) some universal quantity for the critical density

$$\eta_c = 0.13044. \quad (4.2)$$

This is the very localization of the rectilinear diameter on the axis η .

The critical temperature expression follows from the whole solution to our problem. At the critical temperature integration of the partition function Ξ_L in (3.8) is connected with the existence of the Dyson's hierarchical symmetry between the block Hamiltonians, and with making use of the Wilson's linearization method for solving the recursion equations. The integration in (3.8) should be fulfilled in the system of the block Hamiltonians. At the critical point, it is made completely in the critical regime for the whole interval $0 \leq k \leq B$. For the sequence of coefficients $d^{(n)}(k)$ and $a_4^{(n)}$ at the critical point, we have situation pictured in figure 3 (a). It is scrupulously described in [7-10] and we shall take the ready made formula for T_c therefrom

$$T_c(\eta) = \frac{|\bar{\alpha}(0)|}{k_B} \cdot \frac{2 [1 - \bar{r} + R_{12}^0 \sqrt{\bar{u}} / (R_{11} - E_2)]}{a_2 + \{a_2^2 + [4a_4 R_{12}^0 \sqrt{\bar{u}} / (R_{11} - E_2)] [1 - \bar{r} + R_{12}^0 \sqrt{\bar{u}} / (R_{11} - E_2)]\}}, \quad (4.3)$$

$\alpha(0) = \beta_c \bar{\alpha}(0)$, a_2 and a_4 are the initial coefficients from the expression (3.8), all other values are given in table 3.

Table 3. Values of some coefficients of the solution of recursion relations for $s = 3.58$.

E_1	E_2	\bar{r}	\bar{u}	$R_{12}^{(0)}$	$R_{21}^{(0)}$	q	R_{11}
8.235	0.377	0.612	0.889	3.837	1.174	0.612	7.613

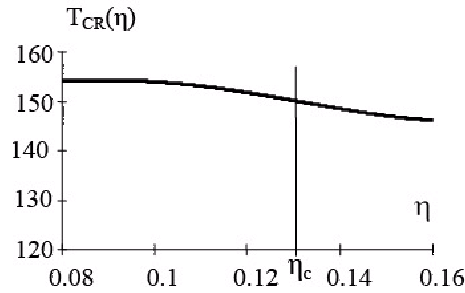


Figure 7. Coordinates of the liquid-gas critical point on the $\mu^* = 0$ plane for argon.

This formula is valid for the Ising model with the fixed initial coefficients a_2 , a_4 , $\alpha(0)$. In our case, they are functions of density $\frac{\langle N \rangle}{V}$. Therefore, formula (4.3) describes the surface of critical temperatures. Its intersection with the plane $\mu^* = 0$ gives us the curve of critical temperatures and the intersection with the rectilinear diameter $\Delta = 0$ or $\eta_c = 0.130443$ gives us the critical point, as it is demonstrated in figure 7. In the case of argon equation (4.1), conditions $\mu^* = 0$, and $\Delta = 0$ gives us:

$$\eta_c = 0.130443, \quad \frac{k_B T_c}{\varepsilon} = 1.25, \quad T_c = 123.27 \text{ K.}$$

Finishing the consideration about the critical point $T = T_c$, $\eta = \eta_c$ we shall gather together all three conditions determining the critical point

$$\begin{aligned} T_c &= \frac{|\bar{\alpha}(0)|}{k_B} \frac{2R_1}{a_2 + \{a_2^2 + R_2 R_1\}}, \\ \mu^* &= \beta(\mu - \mu_0) - \xi + |\alpha(0)|(1 - \Delta) = 0, \\ \Delta &= -\left(\mathfrak{M}_2 \xi - \frac{1}{3} \mathfrak{M}_3 \xi^2\right) = 0. \end{aligned} \quad (4.4)$$

We note here

$$R_1 = 1 - \bar{r} + R_{12}^0 \sqrt{\bar{u}}(R_{11} - E_2)^{-1}, \quad R_2 = 4a_4 R_{12}^0 \left[\sqrt{\bar{u}}(R_{11} - E_2) \right]^{-1}.$$

In table 4 we present the results of calculation of the effective hard sphere diameter and the values of the critical temperatures. The values of the coefficient a_2 and a_4 from table 1 are taken into account. As may be seen, the accordance with the experiments data is quite satisfactory.

Critical region. At the critical point $\tau = 0$, $\eta = \eta_c$, the linear approximation for the recursion equations, using the fixed point as a particular solution to them, is valid in the whole region of k , $0 \leq k \leq B$. When τ is different from zero, the linear approximation is valid only for some interval k , $B_{m_\tau} < k < B$, where $B_{m_\tau} = B/s^{m_\tau}$. This means that only in this interval of k the renormalization-group type solutions are valid. Only these solutions reflect the renormalization-group symmetry. Here we refer to the interval $B_{m_\tau} \leq k \leq B$ as a critical-regime-interval, and the cyclic semigroup symmetry between coefficients $d^{(n)}(B_{n+1}B_n)$, $d^{(n-1)}(B_nB_{n-1})$ and $a_4^{(n)}$, $a_4^{(n-1)}$ as a critical regime (CR). In [9,14], there were found the quantities m_τ determining B_{m_τ} and the interval of temperatures τ , $\tau^* \geq \tau \geq 0$ and $\tau^* \leq \tau \leq 0$, containing the CR.

For $\tau < 0$ we have [9]

$$(\tau^*)^v \left(\frac{\tilde{C}_1}{r^* + \alpha(0)} \right)^v = \sqrt{1 - \frac{a_2}{\alpha(0)}} \quad (4.5)$$

for the $s = s^*$, $\tau^* \simeq 0.02$. In the l.h.s. of (4.5), there is a quantity inversely proportional to the correlation radius in the critical regime. In the r.h.s. of (4.5), there is a quantity inversely proportional to the correlation radius in the limit Gaussian regime. At $n = m_\tau$ the both of them are equal. At $k < B/s^{m_\tau}$, after performing the shift $\rho_0 = \rho'_0 + \sigma$ in expression for Ξ_L , the Gaussian density measure is the basic one, and at $B/s^{m_\tau} \leq k \leq B$ the fourfold density measure is the basic measure.

Partition function consists of two parts, one belonging to the CR and another one to the inverse-Gaussian-regime. From the equation (4.4) we can get the temperature boundary of the CR. The density-size of the critical regime at $T < T_c$ is closely linked with the temperature τ^* . The magnitude of η^* as the boundary of density of the CR may be taken from the expression:

$$\Delta(\eta^*) = b(\tau^*) \quad (4.6)$$

or in the explicit form:

$$-\left[\mathfrak{M}_2 \frac{\mathfrak{M}_3}{|\mathfrak{M}_4|} + \frac{1}{3} \mathfrak{M}_3 \left(\frac{\mathfrak{M}_3}{\mathfrak{M}_4} \right)^2 \right]_{\eta=\eta^*=\eta(\tau^*)} = \sqrt{\frac{2}{3} \frac{D_0}{G_0}} (\tau^*)^{v/2}$$

at $\tau = 0$, $\eta = \eta_c = 0.13044$. $\eta^* = \eta(\tau^*)$ is the solution of the equation (4.1).

The overheated liquid and the overcooled gas, the order parameter. We need to describe more in detail the function $\Xi_{\rho_0}(\Delta)$ in formula (3.33) for Δ the interval $-d \leq \Delta \leq d$.

$$\Xi_{\rho_0} = \exp[\mu^*(1 - \Delta)] \int \exp[NE(\rho_0)] d\rho_0.$$

Here, $E(\rho_0) = \mu^* \rho_0 + D\rho_0^2 - G\rho_0^4$, $\rho_0^{\max} = \Delta$ and $\mu^* = -2D\Delta + 4G\Delta^3$ for $\rho_0 = \rho_0^{\max}$. To calculate the integral $\int \exp[NE(\rho_0)] d\rho_0$ we can use the steepest-descent method only when $E(\Delta) = \mu^* \Delta + D\Delta^2 - G\Delta^4$ is positive. To this end, we shall look for the points where $E(\Delta) = 0$:

$$(-2D\Delta + 4G\Delta^3)\Delta + D\Delta^2 - G\Delta^4 = 0.$$

We get three points $\Delta = 0$, $\Delta = \pm f$, where $f = \sqrt{D/3G}$. The curves for both $E(\Delta)$ and $\exp[NE(\Delta)]$ are demonstrated in figure 8.

Let us discuss the situation around figure 8. At the points $\Delta = \pm b$ [discriminant $Q = 0$, see (3.10)–(3.17)] we have a boundary between the single states of homogeneous gas (for $\Delta < -b$) and of homogeneous liquid (for $\Delta > b$) and a “process” of two phases arising.

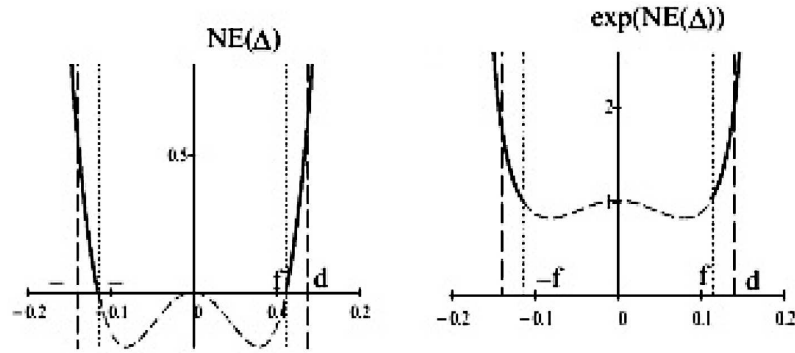


Figure 8. The curves of the function $NE(\Delta)$ in the region $-d \leq \Delta \leq d$. The most important points: $\Delta = \pm d$ the jump-like transition gas-liquid or liquid-gas; $\Delta = \pm f$ the points for the extreme overcooled gas or extreme overheated liquid. The region $-f < \Delta < f$ is the unattainable region of densities, $\Delta = 0$ is localization of the rectangular diameter. The order parameter is equal to $2d = \sqrt{2D/G} \sim \tau^{1/2}$, $N = 2000$.

At the points $-d \leq \Delta \leq d$, $\mu^* = 0$, there occurs a jump of densities, i.e., the process of boiling. This is a situation of emitting (or consuming) the latent heat.

The probabilities of the state when $|\Delta| = b$ and $|\Delta| = d$, are proportional to $\exp[NE(b)] = \exp\left(N\frac{2}{3}\frac{D^2}{G}\right)$ and $\exp[NE(d)] = \exp\left(N\frac{1}{4}\frac{D^2}{G}\right)$. There are the points of high probability. The points $\Delta = \pm f$ are the least attainable points, the $\exp[NE(\Delta)] = 1$ for $\Delta = 0, \pm f$.

The states for which $\Delta = \pm b/2$ have $E\left(\frac{b}{2}\right) = -\frac{1}{12}\frac{D^2}{G}$, and the probability $\exp\left[-N\frac{D^2}{12G}\right]$ tend to zero when $N \rightarrow \infty$. The states at these points are absolutely not attainable.

So, we can say that the states for which $-d < \Delta < -f$, are the states of overcooled gas, and the states for which $f < \Delta < d$ are the states of overheated liquid.

The order parameter. All significant points b, d and f are connected with the phase transition processes. This really takes place in our system. And there is a question: what is the *order parameter*. It may be $\Delta = b$, or $\Delta = d$. The quantity $\Delta\eta_0^{(d)} = \eta_L^{(d)} - \eta_G^{(d)} = 2d(\eta)$, where $d = \sqrt{\frac{1}{2}\frac{D}{G}}$ represents the difference of the density between liquid and gas states at the beginning and at the end of the boiling process.

The quantity $\Delta\eta^{(b)} = \eta_L^{(b)} - \eta_G^{(b)} = 2b(\eta)$ where $b = \sqrt{\frac{2}{3}\frac{D}{G}}$ is the difference between the liquid and the gas densities at the moment when the two phase gas-liquid situation arises and at the moment of its disappearance inside the monophasic gas or liquid states.

We take here the quantity

$$2d = \sqrt{2D/G}$$

as the order parameter of the system. Now we are going to talk about the equality of the chemical potentials at the beginning and at the end of the boiling process.

The equality of chemical potentials. Equilibrium conditions. According to (3.5), the generalized chemical potential μ^* is equal to

$$\mu^* = h - \xi + |\alpha(0)| \frac{\mathfrak{M}_1}{\sqrt{N}},$$

where

$$h = \beta(\mu - \mu_0), \quad \xi = \frac{\mathfrak{M}_3}{|\mathfrak{M}_4|}, \quad \mathfrak{M}_1 = \sqrt{N}(1 - \Delta), \quad \alpha(0) = \frac{N \tilde{\Phi}(0)}{V k_B T}.$$

Near the points of the phase transition of the first order, $\Delta_{G,L} = \mp \sqrt{\frac{1}{2}D/G}$, the function μ^* tends to zero, and

$$\{\beta\mu = \beta\mu_0 + \xi - |\alpha(0)|(1 - \Delta)\} \Big|_{\Delta_G = -\sqrt{\frac{1}{2}D/G}, \Delta_L = \sqrt{\frac{1}{2}D/G}}. \quad (4.7)$$

Here, all the functions on the right hand side are monotonous functions of density η , of the parameter Δ , and of temperature τ , see figure 5 and 9.

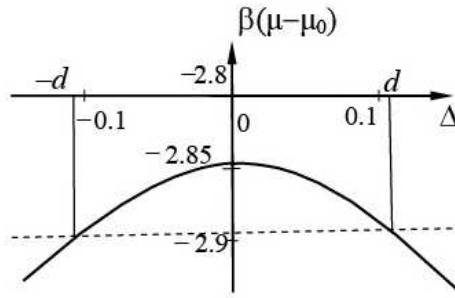


Figure 9. Chemical potential $\beta(\mu - \mu_0)$ on the binodal $\Delta = d$ for Argon at $|\tau| = 0.001$. Dashed line indicates two points on the binodal: $-d$ is transition to the gas state, d is transition to the liquid state.

Comparison with the experimental data. To this end, we have to know at first the parameters of the full initial Lennard-Jones-potential, pictured in figure 1. It consists of the potential of hard core (point b) with the parameter σ and of the attractive long-range potential $\phi(r)$ (point c , and σ_0). To find parameter σ (of the reference system) we equate the critical density η_c from (4.3) to the experimentally determined critical density δ_c for the concrete matter:

$$\eta_c = \frac{N_c \pi \sigma^3}{V} \frac{1}{6}, \quad \frac{N_c}{V} = \eta_c \frac{6}{\pi \sigma^3}, \quad \delta_c = \frac{N_c m}{V} = \frac{N_c}{V} \frac{M}{N_A} \text{ g/cm}^3,$$

m is the mass of the particle, $m = \frac{M}{N_A}$, M is molecular weight, N_A is Avogadro-number. Then,

$$\delta_c = \frac{6\eta_c}{\pi \sigma_0^3} \frac{M}{N_A}$$

and in figure 1 we have to put for σ the quantity

$$\sigma = \left(\frac{6\eta_c}{\pi \delta_c} \frac{M}{N_A} \right)^{1/3}. \quad (4.8)$$

Using expression (4.2), we can make a comparison of theoretical results with the experimental data (for several substances, see table 4).

In figure 9 the isotherm of the chemical potential μ is given for argon. The curve is quite symmetrical with regard to the rectilinear diameter $\Delta(\eta) = 0$, $\eta_c = 0.13044$. The horizontal line intersects the curve at the points of equal values of chemical potential μ .

In such a way, we have used the experimental value for the critical density ρ_c to determine the constants of the initial potential in (2.5) and (2.7). We had to take into account equation (4.1) for the η_c and $\eta_c = 0.13044$. The condition $\Delta = 0$ automatically demands $\mu^* = 0$ as it is seen from (3.34). So, the rectilinear diameter places on the surface $\mu^* = 0$. The phase transition of the second order takes place on the surface. Here and always from (4.1) $\eta_c = 0.13044$. For example for Argon, $M = 39.948$ $\delta_c = 0.533$ g/cm^3 we get $\sigma = 3.2007$ \AA .

The attractive potential $\Phi(r)$ equals zero for all $r < \sigma_0$.

Expression (4.1) plays a critical role when doing comparison with the experiment (see table 4).

5. Conclusions

This work is a continuation of our previous articles printed in different journals [16–22]. In this article, we made some complete investigations of the behaviour of the liquid-gas system at the critical point $T = T_c$ and below it, $T \leq T_c$. We worked in the narrow vicinity to the critical point in the region where the system obeys a special symmetry-behaviour of the scale invariance referred to as the critical regime. We tried to describe the property of the gas-liquid systems and to compare our results with the experimental data for some real substances. To this end, for description we took the Lennard-Jones type potentials.

Table 4. The critical temperature T_c and the effective hard sphere diameter σ for some systems.

System	T_c , °C (exp.)	T_c , °C (this work)	σ_0 , Å (exp.)	σ , Å	σ/σ_0	ε/k_B , K
CO–CO	–140.23	–138.46	3.76	3.37	0.898	100.2
Ar–Ar	–122.65	–123.27	3.405	3.14	0.922	119.8
Kr–Kr	–63.1	–67.84	3.6	3.367	0.935	171
Xe–Xe	16.62	16.84	4.1	3.71	0.905	221
O ₂ –O ₂	–118.84	–110.8	3.58	3.18	0.89	117.5
N ₂ –N ₂	–147.05	–150.02	3.698	3.365	0.91	95.05

We made use of the collective variables method developed previously in solving the Ising model [6–10, 15]. We worked in grand canonical ensemble. The repulsive part of the potential was taken into account including the reference system given on the Cartesian phase space of particles coordinates. The hard spheres system was used as the reference system. An estimation of the effective hard sphere diameter is proposed in (4.8).

The long-range attraction was described in the phase space of collective variables $\{\rho_{\mathbf{k}}\}$. In such a way, the short-range and long-range interactions work in different phase-spaces. The natural “crossing” of the short-range and long-range interactions takes place in the equation $\frac{\partial \ln \Xi_L}{\partial \mu^*} = N$ [see (3.31) and (3.32)].

In the way the problem was stated, we were restricted to the region of minimum of the Fourier-image of attraction potential (the wave vectors $k \leq B$). We assumed that the main events concerning the phase transition concentrate in this region. We supposed that the problem at $k > B$ had a known solution, which can be presented, e.g., in the form of the virial series with convergent integrals. More accurate results could have been produced by renormalization of the quantities D and G in the region of $k < B$. However, as was shown in [21], the correction is inessential.

To describe the interaction between the particles at short-range distances, the reference system of elastic particles is introduced with the corresponding cumulant values $\mathfrak{M}_1, \mathfrak{M}_2, \mathfrak{M}_3, \mathfrak{M}_4$. A principal question in solving the problem in general is the discovery of wide plateaus in cumulants \mathfrak{M}_n at small values of k in the vicinity of the point $k = 0$ [17]. The interval (0B) of the wave-vectors \mathbf{k} is located completely on the plate, and that of the cumulants \mathfrak{M}_n located at $k = 0$. Corresponding calculations permit us to reduce the problem of gas-liquid critical point to the Ising model in external field [18, 19].

The effect of short-range interactions concentrated in a reference system is essential to solving our problem. The values $\mathfrak{M}_2(0)$, $\mathfrak{M}_3(0)$ and $\mathfrak{M}_4(0)$ produce an expression for the parameter $\Delta = -[\mathfrak{M}_2(0)\xi + \frac{1}{3}\mathfrak{M}_3(0)\xi^2]$, $\xi = \frac{\mathfrak{M}_3(0)}{|\mathfrak{M}_4(0)|}$, which is the main variable of the equation of state. The natural “crossing” of the short-range and long-range interactions takes place in the equation $\frac{\partial \ln \Xi_L}{\partial \mu^*} = N$ [see (3.31) and (3.32)] under substitution of the generalized chemical potential μ^* by its values as a function of τ and $\Delta(\eta)$.

Our analysis is correct in the region of densities η , where the cumulant \mathfrak{M}_4 is finite and negative, namely at $0.02 \leq \eta \leq 0.2$. Let us note that integration is carried out in the phase space of collective variables $\rho_{\mathbf{k}}, \rho_0$. That is why the values of initial coefficients a_2 and a_4 , presented in table 1, are essential.

In general, after a twenty-year long break, connected with the political activities of one of us, we would like to express the heartfelt gratitude to our friends, collaborators at the Institute for Condensed Matter Physics of the NAS of Ukraine, in particular to I.M. Mryglod and O.L. Ivankiv, for permanent assistance in returning to the “liquid-gas critical point” problem and for the first discussion of this work at the Institute seminar. We are sincerely grateful to L.A. Bulavin for discussion of this work at the seminar of the physics faculty at T. Shevchenko Kyiv National university and to A.G. Zagorodny for the discussion of the work at the seminar of the Bogolubov Institute for Theoretical Physics NAS of Ukraine.

We are sincerely grateful to M.P. Kozlovsky and especially to R. Romanik for fruitful discussions and for assistance in proofreading the paper and for the preparation of some illustrations, heartily thank Yu. Holovatch for useful discussions of the results and for assistance in preparing an English version

of the paper, heartily thank O.V. Patsahan for proofreading the paper and for useful pieces of advice concerning calculations of latent heat of transition.

As a result of this investigation a lot of different characteristics were obtained: the critical point, the critical temperature and the critical density; the order parameter; the sphere of the phase transitions; the size of the jump of the density during the phase transition of the first order; the size of the critical areas; the intervals of densities for the overcooled and overheated states; the equality of the chemical potentials at the beginning and at the end of the jump of density during the phase transition; the area of the phase transition of the second order near the critical point; the way to get the values of σ – the size of the diameter of the hard sphere of the particles, and finally the comparison with the experimental data for Ar, Kr, Ne, Xe, O₂, N₂, CO. We have got quite satisfactory results.

Of course, a lot of problems remain unresolved. We talk about the coordination of the mutual accuracy in the consideration of long-range and short-range interactions, about taking into account the dependence of cumulants \mathfrak{M}_2 and \mathfrak{M}_4 on k^2 , about taking into account the attractive interactions in the area $k > B$ and other issues. A more precise consideration is to be undertaken.

References

1. Yukhnovskii I.R., Idzyk I.M., In: Physics of Many-Particle systems, Naukova Dumka, Kyiv, 1983, **3**, 18 (in Russian).
2. Zubarev D.M., Dokl. Akad. Nauk SSSR, 1954, **47**, No. 8, 2856 (in Russian).
3. Yukhnovskii I.R., Zh. Eksp. Teor. Fiz., 1958, **34**, 379 (in Russian) [Sov. Phys. JETP, 1958, **7**, 263].
4. Hubbard J., Phys. Rev. Lett., 1959, **3**, 77; doi:10.1103/PhysRevLett.3.77.
5. Hubbard J., Proc. R. Soc. London, Ser. A, 1957, **240**, No. 1223, 539–560.
6. Yukhnovskii I.R., Dokl. Akad. Nauk SSSR, 1977, **232**, No. 2, 312 (in Russian).
7. Yukhnovskii I.R., Ukr. Fiz. Zh., 1977, **22**, No. 2, 325.
8. Yukhnovskii I.R., Ukr. Fiz. Zh., 1977, **22**, No. 3, 483.
9. Yukhnovskii I.R., Phase Transitions of the Second Order. Collective Variables Method, Naukova Dumka, Kyiv, 1985 (in Russian) [World scientific, Singapore, 1987].
10. Yukhnovskii I., La Rivista del Nuovo Cimento, 1989, **12**, No. 1, 1; doi:10.1007/BF02740597.
11. Ginzburg V.L., Landau L.D., Zh. Eksp. Teor. Fiz., 1950, **20**, 1064 (in Russian) [Landau L.D., Collected papers, Pergamon, Oxford, U.K., 1979, p. 546].
12. Braut R., Phase Transitions, Benjamin, New York, 1963 [Mir, Moscow, 1967 (in Russian)].
13. Patashinskii A.Z., Pokrovskii V.L., Fluctuation Theory of Phase Transitions, Nauka, Moscow, 1975 (in Russian) [Pergamon, New York, 1979].
14. Ma S.K., Modern theory of Critical Phenomena, Westview Press, 1976.
15. Yukhnovskii I.R., Kozlovskii M.P., Pylyuk I.V., Microscopic Theory of Phase Transitions in the Three-Dimensional Systems, Eurosvit, Lviv, 2001 (in Ukrainian).
16. Yukhnovskii I.R., Preprint of the Institute for Theoretical Physics, ITP–79–133R, Kyiv, 1979 (in Russian).
17. Yukhnovskii I.R., Idzyk I.M., Preprint of the Institute for Theoretical Physics, ITP–85–97R, Kyiv, 1985 (in Russian).
18. Yukhnovskii I.R., Idzyk I.M., Kolomiets V.O., Preprint of the Institute for Theoretical Physics, ITP–87–15R, Kyiv, 1987 (in Russian).
19. Idzyk I., Kolomiets V., Yukhnovskii I., Theor. Math. Phys., 1987, **73**, 1204; doi:10.1007/BF01017591.
20. Yukhnovskii I.R., Proc. Steklov Inst. Math., 1992, **2**, 223.
21. Yukhnovskii I.R., Preprint of the Institute for Theoretical Physics, ITP–88–43R, Kyiv, 1988 (in Russian).
22. Yukhnovskii I., Idzyk I., Kolomiets V., J. Stat. Phys., 1995, **80**, 405; doi:10.1007/BF02178366.
23. Yukhnovskii I.R., Patsahan O.V., Preprint of the Institute for Theoretical Physics, ITP–87–163R, Kyiv, 1987 (in Russian).
24. Yukhnovskii I.R., Idzyk I.M., Kolomiets V.O., In: Proceedings of the First Conference on Renormalization Group, D.Y. Shirkov (Ed.), World scientific, Singapore, 430–446.
25. Hubbard J., Schofield P., Phys. Lett. A, 1972, **40**, No. 3, 245; doi:10.1016/0375-9601(72)90675-5.
26. Vause C., Sak J., Phys. Rev. A, 1980, **21**, No. 6, 2099; doi:10.1103/PhysRevA.21.2099.
27. Pelissetto A., Vicari E., Phys. Rep., 2002, **368**, No. 6, 549; doi:10.1016/S0370-1573(02)00219-3.
28. Parisi G., Statistical Field Theory, Perseus Books Group, 1998.
29. Fisher M.E., Orkoulas G., Phys. Rev. Lett., 2000, **85**, No. 4, 696; doi:10.1103/PhysRevLett.85.696.
30. Kim Y.C., Fisher M.E., Orkoulas G., Phys. Rev. E, 2003, **67**, No. 6, 061506; doi:10.1103/PhysRevE.67.061506.
31. Wang J., Anisimov M.A., Phys. Rev. E, 2007, **75**, No. 5, 051107; doi:10.1103/PhysRevE.75.051107.
32. Bertrand C.E., Nicoll J.F., Anisimov M.A., Phys. Rev. E, 2012, **85**, No. 3, 031131; doi:10.1103/PhysRevE.85.031131.

33. de Pablo J.J., Yan Q., Escobedo F.A., Annu. Rev. Phys. Chem., 1999, **50**, No. 1, 377; doi:10.1146/annurev.physchem.50.1.377.
34. Kozlovskii M.P., Ukr. Phys. J. Rev., 2009, **5**, No. 1, 61 (in Ukrainian).
35. Wilson K.G., Phys. Rev. B, 1971, **4**, No. 9, 3174, 3184; doi:10.1103/PhysRevB.4.3184.
36. Wilson K.G., Phys. Rev. D, 1973, **7**, No. 10, 2911; doi:10.1103/PhysRevD.7.2911.
37. Wilson K.G., Kogut J., Phys. Rep., 1974, **12**, No. 2, 75; doi:10.1016/0370-1573(74)90023-4.
38. Wilson K.G., Kogut J., The Renormalization Group and the ϵ Expansion, Mir, Moscow, 1975 (in Russian).
39. Kadanoff L.P., Physics, 1966, **2**, 263; doi:.
40. Landau L.D., Lifshitz E.M., Statistical Physics. Part I, Nauka, Moscow, 1976.
41. Watts R.O., McGee I.G., Liquid State Chemical Physics, Wiley, 1976.
42. Chemist's Handbook, Nikolskii B.P. (Ed.), Khimiya, 1982.

Фазовий перехід рідина-газ в критичній точці та в області нижче критичної точки

І.Р. Юхновський, В.О. Коломієць, І.М. Ідзик

Інститут фізики конденсованих систем НАН України, Львів, 79011, вул. Свенціцького, 1

Ця стаття є продовженням наших попередніх робіт (див. Yukhnovskii I.R. et al., J. Stat. Phys, 1995, **80**, 405, а також посилання там), в яких ми описали поведінку простої системи взаємодіючих частинок у критичній точці і в області температур вище критичної точки, $T \geq T_c$. Тут ми описуємо поведінку системи в критичній точці (T_c, η_c) і в області температур нижче критичної точки. Розрахунки здійснюються з перших принципів. Вираз для великої статистичної суми приведений до функціонального інтегралу на множині колективних змінних і представлений в ізінгоподібній формі. Нижче T_c , де система демонструє фазовий перехід першого роду, тобто кипіння, відбувається "стрибок" між "екстремально" високими ймовірностями газового і рідкого станів, при цьому виділяється або поглинається прихована теплота переходу. Виведено також умови фазової рівноваги.

Ключові слова: фазовий перехід рідина-газ, критична точка, колективні змінні
