

[582.23:574.5] (001.892) (285.3)

..

04210 , , 12,

2005-2007 ..

301

326

1996; ..., 2003).

(, 2005).

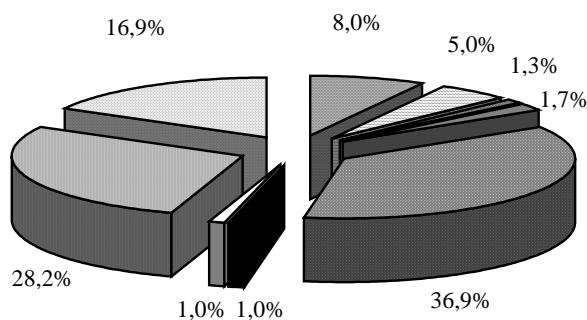
.., 1986; , 1998; , 1999; .., 2004, 2006, 2007; , 2004 - ; .., 2004, 2005, 2006; , 2005; 2005, 2007; , , 2005, 2006),

© .. , 2008

Bacillariophyta (111 , 36,9 %), *Chlorophyta* (85 , 28,2 %), *Streptophyta* (51 , 16,9 %), *Cyanophyta* (24 , 8,0 %) *Euglenophyta* (15 , 5,0 %), (3-5 , 1,0-1,7 %) (. 1).

1.

<i>Cyanophyta</i>	2	3	7	13	24	25
<i>Euglenophyta</i>	1	1	1	3	15	15
<i>Chrysophyta</i>	1	2	2	3	4	4
<i>Xanthophyta</i>	1	2	2	4	5	5
<i>Bacillariophyta</i>	3	14	25	37	111	123
<i>Dinophyta</i>	1	2	2	2	3	3
<i>Cryptophyta</i>	1	1	1	2	3	3
<i>Chlorophyta</i>	4	9	16	40	85	95
<i>Streptophyta</i>	2	3	4	10	51	53
	16	37	60	114	301	326



■ Cyanophyta ■ Euglenophyta ■ Chrysophyta
 ■ Xanthophyta ■ Bacillariophyta ■ Dinophyta
 □ Cryptophyta □ Chlorophyta □ Streptophyta

1.

Bacillariophyta
Bacillariophyceae (81,1 %)

Naviculales (24,3 %), *Cymbellales* (23,4 %), *Bacillariales* (14,5 %), *Achnanthales* (8,1 %), *Rhopalodiales* (4,5 %), *Thalassiophysales* (2,7 %), *Surirellales* (1,8 %), *Eunotiales* (0,9 %) *Mastogloiales* (0,9 %).

Chlorophyta (78,8 %), *Sphaeropleales* (69,4 %), *Chlamydomadales* (4,7 %), *Chaetophorales* (2,3 %), *Volvocales* (1,2 %) *Chlorococcales* (1,2 %), *Trebouxiophyceae* (17,6 %) – *Chlorellales*.

Zygnematophyceae (98,0 %), *Desmidiiales* (94,1 %) *Zygnematales* (3,9 %).

Cyanophyceae (45,8 %) *Hormogoniophyceae* (54,2 %), – *Chroococcales* (45,8 %), *Oscillatoriales* (33,4 %) *Nostocales* (20,8 %).

Euglenales, – *Chromulinales* *Ochromonadales*, – *Mischococcales* *Ophiocytals*, – *Gonyaulacales* *Peridinales*, – *Cryptomonadales*.

(66,1 %)
) : *Desmidiaceae* – 39 (41 . .), *Scenedesmaceae* – 34(38), *Cymbellaceae* – 17(19), *Bacillariaceae* – 16(17), *Euglenaceae* – 15, *Selenastraceae* – 13, *Fragilariaceae* – 12(16), *Naviculaceae* – 12, *Closteriaceae* – 9, *Gomphonemataceae* – 8(10), *Chlorellaceae* – 8(9), *Hydrodictyaceae* – 8 *Oscillatoriaceae* – 8 .

(38,5 %)
Cosmarium Corda ex Ralfs – 24 (25 . .), *Nitzschia* Hass. – 14(15), *Navicula* Bory – 12, *Desmodesmus* (Chod.) An, Friedl et Hegew. – 11(14), *Cymbella* Ag. – 11, *Staurastrum* Meyen emend. Pal.-Mordv. – 10(11), *Closterium* Nitzsch ex Ralfs – 9, *Gomphonema* (Ag.) Ehr. – 7(9), *Caloneis* Cl. – 6(7), *Oscillatoria* Vauch. ex Gom. – 6 *Trachelomonas* Ehr. – 6 .

246
(264 . .)

– 174 (184 . .)
(39 40 . .).

(135 139 . .),
(128 133 . .) (122 129

173
180 –
– 104

(107 . .).
36-85,

(19-26)

117 (121)

(74),

(25).

– 55 52

41

Bacillariophyta (36,6-63,4 %)

Chlorophyta (21,9-32,4 %) (. 2).

(19,5 %),

Cyanophyta Euglenophyta 5,8-14,7 % 4,1-5,9 %

. 2,

Desmidiaceae

Scenedesmaceae.

(. 3).

, 1- *Cosmarium.* 3-

Nitzschia, – *Navicula,*

– *Cymbella.*

244

20 %, 24 – 40 %, 27

– 60 % 22 – 80 %.

9

: *Cocconeis placentula* Ehr., *Epithemia adnata* (Kütz.) Bréb., *Epithemia sorex* Kütz., *Gomphonema acuminatum* var. *coronatum* (Ehr.) Rabenh., *Gomphonema truncatum* Ehr., *Navicula cryptocephala* Kütz., *Navicula tripunctata* (O.F. Müll.) Bory, *Rhoicosphenia abbreviat* (Ag.) L.-B. *Synedra ulna* (Nitzsch) Ehr., 80

100 %.

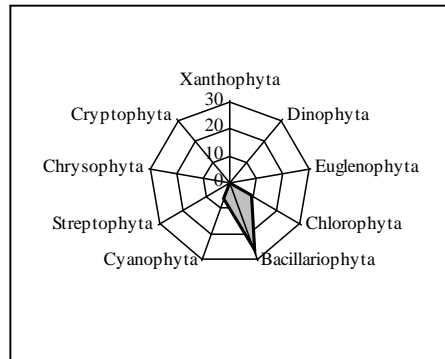
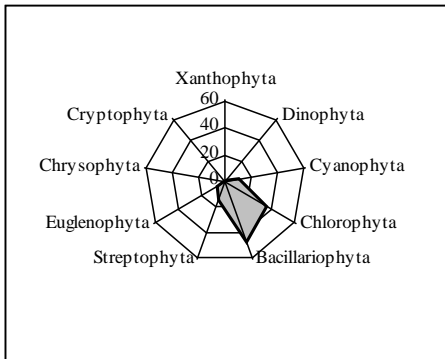
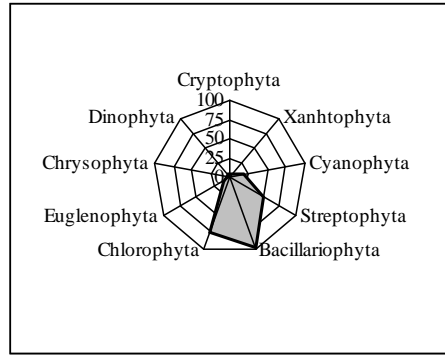
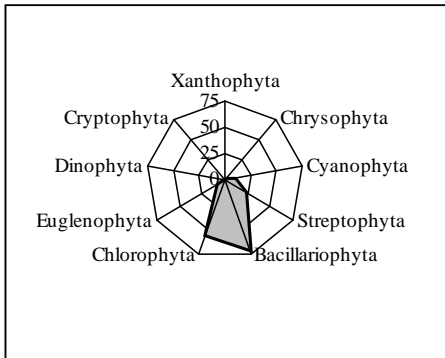
(= 20 %).

(= 26 %),

(= 36 %).

(= 50 %).

(= 67 %),
(= 62 %).



2.

(%)

, 130 326

87,7 %

55,2 %

146

(81,1 %

17 , 9,4 %

(1,7 %).

178

2.

	I	II	III	IV
<i>Desmidiaceae</i>	2	1	2	–
<i>Scenedesmaceae</i>	1	2	1	2
<i>Cymbellaceae</i>	6	3	5	1
<i>Bacillariaceae</i>	7	5	7	8
<i>Euglenaceae</i>	5	6	4	–
<i>Selenastraceae</i>	4	8	(11)	–
<i>Fragilariaceae</i>	3	4	3	4
<i>Naviculaceae</i>	8	7	6	5
<i>Gomphonemataceae</i>	9	10	8	3
<i>Hydrodictyceae</i>	10	9	10	9
<i>Oscillatoriaceae</i>	(16)	(17)	(12)	7
<i>Rhopalodiaceae</i>	(12)	(18)	9	6
<i>Chlorellaceae</i>	(11)	(12)	(20)	10
III –	3: I –	–	, II –	–
	, IV –			

3.

	I	II	III	IV
<i>Cosmarium</i>	1	1	1	–
<i>Nitzschia</i>	3	3	5	6
<i>Navicula</i>	4	5	2	3
<i>Desmodesmus</i>	2	2	6	10
<i>Cymbella</i>	8	6	3	1
<i>Staurastrum</i>	10	4	(23)	–
<i>Closterium</i>	9	7	(16)	–
<i>Gomphonema</i>	5	8	4	2
<i>Oscillatoria</i>	(15)	(12)	(28)	4
<i>Trachelomonas</i>	7	(11)	9	–
<i>Pediastrum</i>	6	9	(14)	9
<i>Scenedesmus</i>	(23)	10	(22)	–
<i>Epithemia</i>	(12)	(25)	10	7
<i>Acutodesmus</i>	(14)	(16)	(15)	8
<i>Synedra</i>	(11)	(19)	7	5
<i>Euglena</i>	(24)	(44)	8	–

62,2 % - , 4 - . 11 - 45 , 2 -

, 146 111, 76,0 %,

 , 31 - ,

 , 3

 326

 222 , 68,0 %

 5 8 -

 (69) - , 31,0 %

 (31) - - -

 - (0,9 %). - (0,5 %)

 () , -

 - , 46,4

 33,8 %

 , 87,8 %,

2005-2007 . ,

 , 301 ,

 326 (, 9 , 16

).

 , 37 , 60 114 .

Bacillariophyta (111 , 36,9 %),

Chlorophyta (85 , 28,2 %) *Streptophyta* (51 , 16,9 %).

 , 66,1 %

Desmidiaceae, *Scenedesmaceae*, *Cymbellaceae*, *Bacillariaceae*,

Euglenaceae, *Selenastraceae*, *Fragilariaceae*, *Naviculaceae*, *Closteriaceae*,

Gomphonemataceae, *Chlorellaceae*, *Hydrodictyaceae* *Oscillatoriaceae*,

 (38,5 %), - *Cosmarium*,

Nitzschia, *Navicula*, *Desmodesmus*, *Cymbella*, *Staurastrum*, *Closterium*,

Gomphonema, *Caloneis*, *Oscillatoria* *Trachelomonas*.

- 246 , 264

 173 (180 .),

 - 117 (121 .) - 41 .

 -

 (= 67 %), -

 (= 62 %).

G.V. Kharchenko

Institute of Hydrobiology, National Academy of Sciences of Ukraine,
12, Prosp. Geroyev Stalingrada, 04210 Kiev, Ukraine

PECULIARITIES OF THE SPECIES COMPOSITION OF EPIPHYTIC ALGAE OF WATER
BODIES OF THE CITY OF KIEV

Data on the species composition of phytoepiphyton of four ecological groups of vascular aquatic plants occurring in different water bodies of the city of Kiev are given for the first time. A total of 301 species of algae represented by 326 infraspecific taxa were found as a result of investigations carried out in 2005-2007. Ecological characteristics of epiphytic algae were taken into account in analyzing the species composition of epiphytic algae.

Key words : phytoepiphyton, species composition, vascular aquatic plants, Kiev.

... //
... -1996. - 1/2. - 112-118.
... , 1969. - 232 .
... , 2006. - 498 .
... //
... -2007. - **43**, 1. - 38-58.
... : ... - ... - ... :
2003. - 259 .
... // ... , 5: ... - :
... , 2004. - 55-64.
... (... , ...) // ... - 2006. -
... 95, 1. - 54-65.
... (...) // ... -2007. - 107. - 66-72.
... // ... -2007. - **43**, 4. - 49-61.
... ¹³⁷Cs ⁹⁰Sr
... // ... -2007. - **43**, 5. - 65-77.
... 1. *Prasino-
phyceae, Chlorophyceae (Dunaliellales)* // ... -2004. - **14**, 2. - 185-193.

... . 2. *Chlamydomonadaceae* (*Chlorophyceae*) // ... – 2004. – **14**, 3. – . 348-358.

... . 3. *Chlorophyceae: Chlamydomonadales* (*Phacotaceae*) *Volvocales* // ... – 2004. – **14**, 4. – . 438-444.

() // ... – 2005. – 5. – . 77-86.

() // ... – 1998. – **8**, 4. – . 378-393.

... // ... – 2005. – **14**. – . 106-112.

... : ... i ... – , 2007. – 21 .

... // ... "Methoda": ... " , 21-23 1999 . – : ... – . 157-159.

... : ... , 1984. – 334 .

... // ... – 1955. – 24. – . 141-152.

() // ... – 2005. – **26**, 3. – . 467-469.

... // ... – 2006. – **16**, 4. – . 479-488.

// ... – 2004. – . 72. – . 56-66.

... // ... – 1997. – **7**, 3. – . 261-272.

// ... , 2005. – . 97-109.

// ... – 2005. – **41**, 2. – . 29-36.

... // ... 2006. – **16**, 4. – . 467-478.

// ... – 1986. – **22**, 6. – . 94-96.

Algae of Ukraine: diversity, nomenclature, taxonomy, ecology and geography. 1. Cyanoprocarvota, Eyglenophyta, Chrysophyta, Xanthophyta, Raphidophyta, Phaeophyta, Dinophyta, Cryptophyta, Glaucocystophyta, Rhodophyta / Eds. P.M. Tsarenko, S.P. Wasser, E. Nevo. – Ruggel: Gantner Verlag, 2006. – 716 p.

Bukhtiyarova L. Diatoms of Ukraine Inland waters. – Kyiv, 1999. – 134 p.

04.12.07